



Maven

INF5750/9750 - Lecture 1 (Part II)

Problem!

- Large software projects usually contain tens or even hundreds of projects/modules
- Very different teams may work on different modules
- Will become messy if the projects don't adhere to some common principles
- Will be time-consuming to build all projects manually

The solution

- Use a project management tool (like Maven)
- Maven helps you with various aspects:
 1. Build process
 2. Project structure
 3. Dependency management
 4. Access to information and documentation

Build process

- The Project Object Model (POM) – an XML file – is the heart of a Maven 2 project
- Contains project information and configuration details used to build the project
 - Project dependencies
 - Commands (goals) that can be executed
 - Plugins
 - Metadata
- The POM extends the Super POM
 - Only 4 lines are required
 - Default values for repositories, project structure, plugins

POM file - simple example

```
<project>
  <modelVersion>4.0.0</modelVersion>
  <groupId>no.uio.inf5750</groupId>
  <artifactId>assignment-2</artifactId>
  <version>1.0-SNAPSHOT</version>
  <packaging>jar</packaging>
  <name>Assignment 2</name>
  <dependencies>
    <dependency>
      <groupId>commons-logging</groupId>
      <artifactId>commons-logging</artifactId>
      <version>1.1.1</version>
      <scope>compile</scope>
    </dependency>
  </dependencies>
</project>
```

Object model version

Group / organization id

Id of the project itself

Version of the project

Packaging type

Display name of the project

Dependencies

POM - Project inheritance

Project A (Parent)



```
<project>
  <modelVersion>4.0.0</modelVersion>
  <groupId>no.uio.inf5750</groupId>
  <artifactId>projectA</artifactId>
  <version>1</version>
  <packaging>war</packaging>
</project>
```



Project B Project C Project D



```
<project>
  <parent>
    <groupId>no.uio.inf5750</groupId>
    <artifactId>projectA</artifactId>
    <version>1</version>
  </parent>
  <modelVersion>4.0.0</modelVersion>
  <groupId>no.uio.inf5750</groupId>
  <artifactId>projectB</artifactId>
  <version>1</version>
</project>
```

Project B inherits war packaging

POM - Project aggregation

Project A (Parent)



Project B Project C Project D



```
<project>
  <modelVersion>4.0.0</modelVersion>
  <groupId>no.uio.inf5750</groupId>
  <artifactId>projectA</artifactId>
  <version>1</version>
  <packaging>pom</packaging>
  <modules>
    <module>projectB</module>
    <module>projectC</module>
    <module>projectD</module>
  </modules>
</project>
```

```
<project>
  <modelVersion>4.0.0</modelVersion>
  <groupId>no.uio.inf5750</groupId>
  <artifactId>projectB</artifactId>
  <version>1</version>
</project>
```

A command against Project A will be run against Project B as well

Build lifecycle and phases

- The build lifecycle is the process of building and distributing an artifact
- A phase is a step in the build lifecycle
- Most important default phases:
 - Validate
 - Compile
 - Test
 - Package
 - Install
 - Deploy
- Some common phases not default:
 - Clean
 - Site
- For each step, all previous steps are executed

Standard directory layout

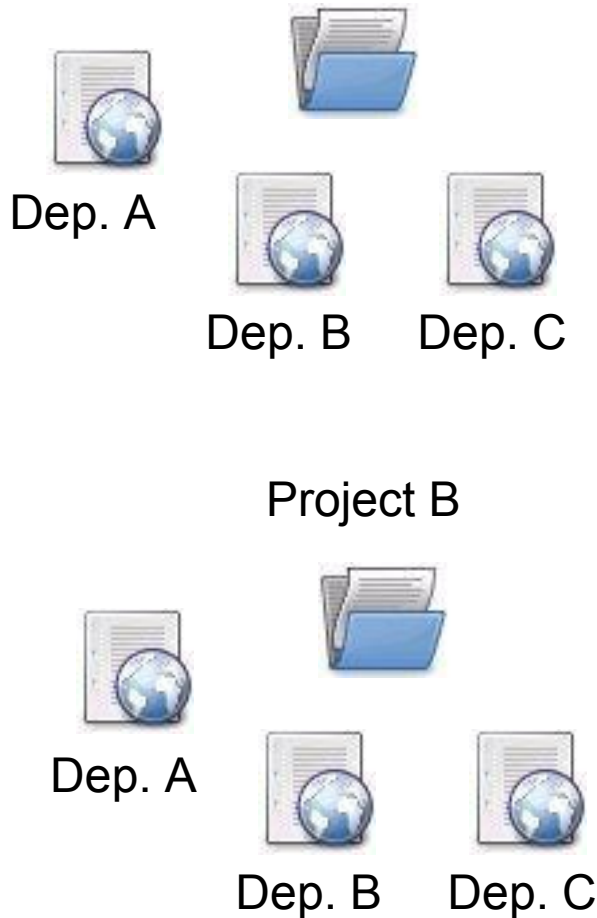
- Advantages:
 - A developer familiar with Maven will quickly get familiar with a new project
 - No time wasted on re-inventing directory structures and conventions

src/main/java	Java source files goes here
src/main/resources	Other resources your application needs
src/main/filters	Resource filters (properties files)
src/main/config	Configuration files
src/main/webapp	Web application directory for a WAR project
src/test/java	Test sources like unit tests (not deployed)
src/test/resources	Test resources (not deployed)
src/test/filters	Test resource filter files (not deployed)
src/site	Files used to generate the Maven project website

Dependency management

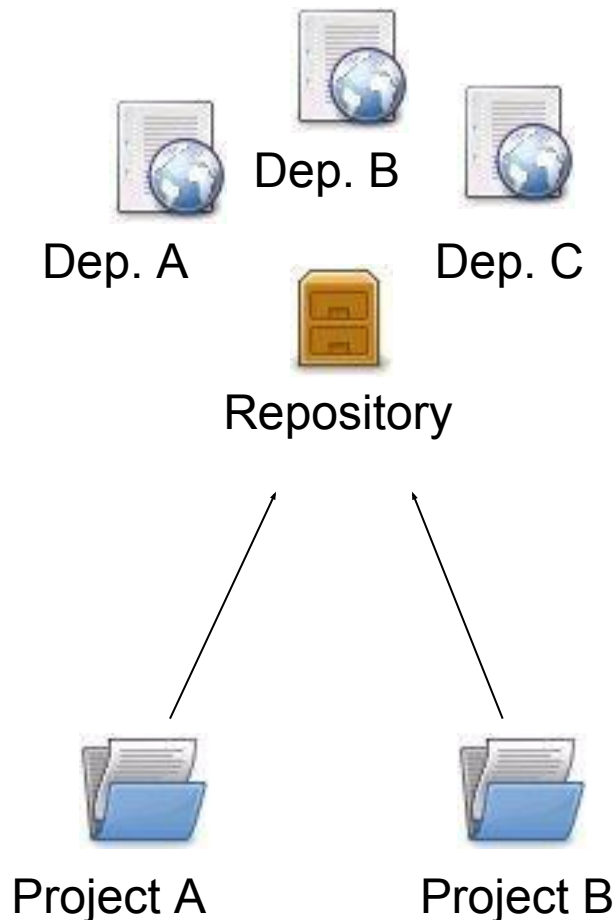
- Dependency: a third-party or project-local software library (JAR or WAR file)
- Dependency management is a challenge in multi-module projects
- Keep in mind that this is different from Spring's dependency management (dependency injection), but similar. Maven handles larger modules. Spring connects Java objects.

Dependency management



- The poor approach:
Replicate all dependencies for every project (put in /lib folder within the project)
 - Dependencies are replicated and use more storage
 - Checking out a project will be slow
 - Difficult to keep track of versions

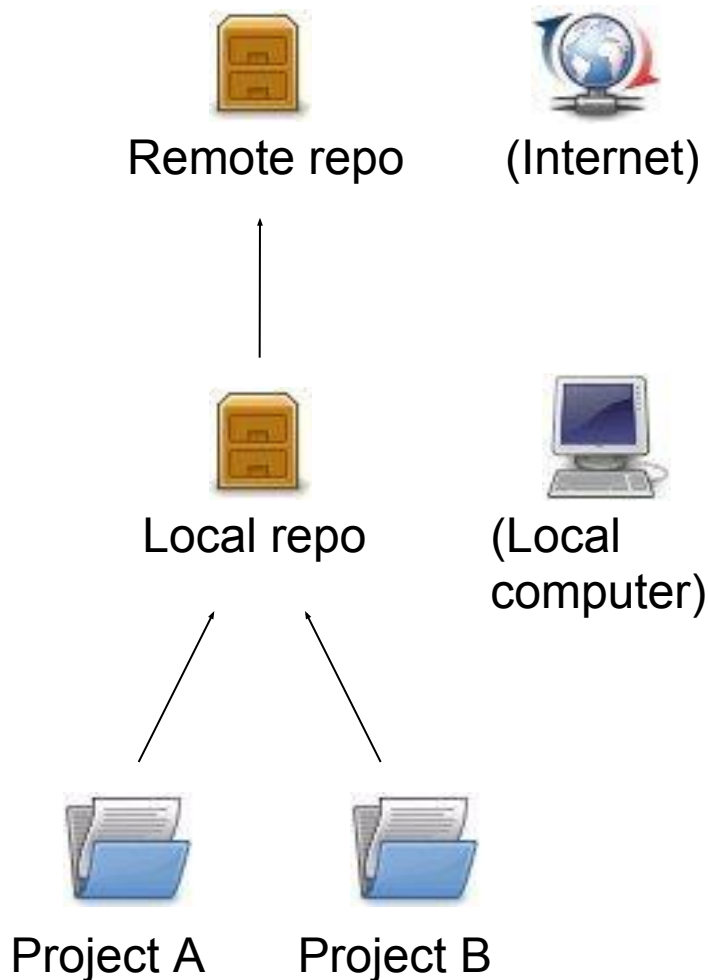
Dependency management



- The preferred solution: Use a repository
- Repository: A shared location for dependencies which all projects can access
 - Only one copy exists
 - Stored outside the project
- Dependencies are defined in the POM

```
<dependencies>  
  <dependency>  
    <groupId>commons-logging</groupId>  
    <artifactId>commons-logging</artifactId>  
    <version>1.1.1</version>  
  </dependency>  
</dependencies>
```

Repositories

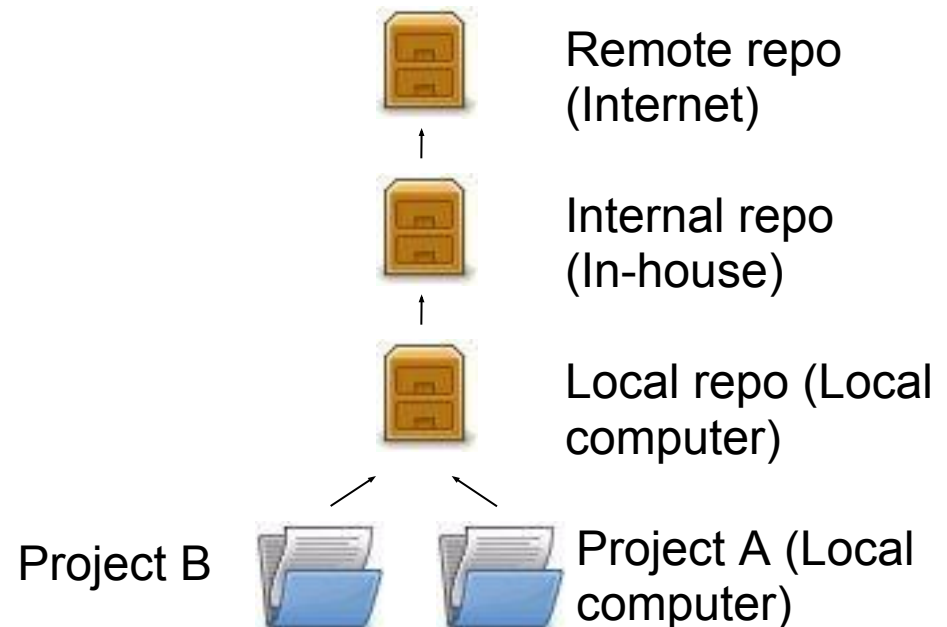


- Remote repository:
 - Provides software artifacts (dependencies) for download
 - E.g. repo1.maven.org houses Maven's central repository
- Local repository:
 - Copy on local computer which is a cache of the remote downloads
 - May contain project-local build artifacts as well
 - Located in `USER_HOME/.m2/repository`
 - Same structure as remote repos

Repositories

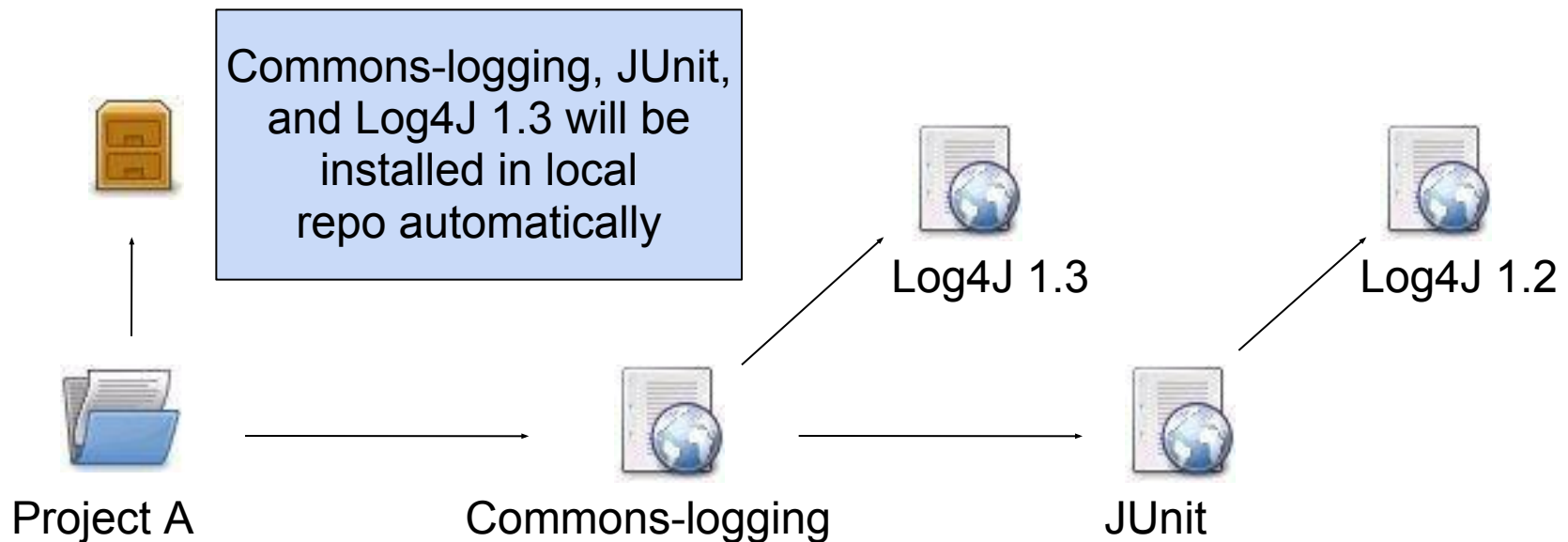
- Downloading from a remote repository
 - Central repo is default
 - Can be overridden
- Internal repositories
 - Often used in corporate environments to avoid connection to the internet
 - Improves security, speed, and bandwidth usage
 - Suitable for publishing private artifacts

```
<repositories>  
  <repository>  
    <id>my-repo-</id>  
    <url>http://my-server/repo</url>  
  </repository>  
</repositories>
```



Transitive dependencies

- Maven reads the POM files of your dependencies and automatically includes their required libraries
- No limit on the number of levels
- Dependency mediation – nearest definition



Dependency scope

- Affects the classpath used for various build tasks
- Can be defined for all dependencies, compile default
- 5 dependency scopes available:
 - Compile: Available in all classpaths (default)
 - Provided: The JDK or the container provides it
 - Runtime: Only required for execution, not for compilation
 - Test: Only required for testing, not for normal use (not deployed)
 - System: You provide it locally, not looked up in a repo

```
<dependency>  
  <groupId>commons-logging</groupId>  
  <artifactId>commons-logging</artifactId>  
  <version>1.4</version>  
  <scope>compile</scope>  
</dependency>
```


Dependency management

- Mechanism for centralizing dependency information
- Favourable for projects that inherits a common parent
- Useful for controlling versions of transitive dependencies

Parent POM

```
<dependencyManagement>  
  <dependencies>  
    <dependency>  
      <groupId>junit</groupId>  
      <artifactId>junit</artifactId>  
      <version>4.0</version>  
      <scope>test</scope>  
      <type>jar</type>  
    </dependency>  
  </dependencies>  
</dependencyManagement>
```

Child POMs

```
...  
<dependency>  
  <groupId>junit</groupId>  
  <artifactId>junit</artifactId>  
</dependency>  
...
```

Child POM dependency inherits information from parent POM

Transitive occurrences of JUnit guaranteed to be of version 4.0

Project information

- Powerful feature in Maven: Create a project site automatically
- Info retrieved from the POM, source code
- Provides information regarding
 - Dependencies
 - Issue tracking
 - Licensing
 - Development team
- Provides various reports
 - Test coverage
 - Internationalisation
 - JavaDocs
 - Potential code problems

Useful commands

- \$ mvn package Compile and create JARs/WARs
- \$ mvn install Package + copy to local repo
- \$ mvn clean Delete target directory

- \$ mvn test Run unit tests
- \$ mvn eclipse:eclipse Create Eclipse project files
- \$ mvn idea:idea Create IDEA project files
- \$ mvn jetty:run-war Run a WAR file in Jetty
- \$ mvn site Generates project site

- \$ mvn install -DskipTests Skip tests (saves time)

Summary

- We've learned that Maven facilitates:
 - Uniform building of projects through the POM
 - Consistent project structure
 - Management of dependencies through repositories to avoid replication and ease re-use and versioning
 - Standardized project information

Resources

- "Better builds with Maven"
 - Free PDF book online
 - <http://www.maestrodev.com/better-build-maven>
- Maven homepage
 - Documentation and guides
 - <http://maven.apache.org>