

UNIVERSITY OF OSLO

Welcome to the
University of Oslo!

Orientation meeting for new international students

Linn Charles and Sigrid Elgsaas
Knutepunktet – International Student Reception
13.08.2024



Presentations will be published on the [event page](#)

Before arrival

On arrival

While in Oslo

Events

Contact

Digital Orientation Meeting

At the digital Orientation Meeting we will provide you with important information about studying at UiO, student life at UiO and in Oslo, and how to register with the Police.

Time and place: Aug. 13, 2024 10:00 AM – 11:30 AM, Zoom-meeting

[Add to calendar](#)



Agenda

- Chaplaincy activities
- Norwegian language courses
- Practical information**
- How to register as a student

Short break! (5 minutes)

- How to register in Norway
- Living in Oslo
- Start of studies activities



Norway's oldest institution for research and higher education

Education, research, dissemination
and innovation since 1811



UNIVERSITY
OF OSLO



University of Oslo today



8 faculties
2 museums



Ranked as the world's
73rd best research
university
(Shanghai Ranking)

5 Nobel Prize Winners



241 study programs
14 centres of excellence

7 200 employees
26 100 students



Campuses



Blindern



Tøyen

Centre of Oslo



Oslo Science Park



uio.no – International students

Primary source of information



The International Student Reception supports exchange and degree students studying at UiO.

Before arrival



On arrival



While in Oslo



UNIVERSITY
OF OSLO

[Getting Started brochure autumn 2024 \(PDF, 6,8 MB\)](#)

Getting started as a UiO-student

- Registering in Studentweb
- Username and password / IT-services
- Student ID
- Student card
- «My studies»-page
- Getting your documents signed
- [Speak up](#) and [The Ombud for Students](#)
- Contact points for further questions

Username and password

- 1) Receive your username by SMS.
- 2) Set password at <https://passord.uio.no/forgottenPassword>
- 3) If you have not received the SMS you may contact [IT help](#)

In order to log on to:

- WiFi (network name: Eduroam)
- Campus computers
- Student ID app
- Student email (mail.uio.no)
- «My Studies»
- Canvas
- Oria (your library user)

Contact information and opening hours

IT Help – your single point of contact for all IT user support at UiO

IT Help is the single point of contact for all IT support at UiO. All students and employees may contact us if they have questions or problems with IT services at UiO, regardless of faculty or unit.

For international students:

In week 33, 34, and 35 we offer an open helpdesk for international students needing help with **retrieving their username and password** or **resetting 2FA**. The helpdesk is open from 13:00 - 14:00 Monday - Friday.

Please note that we are **not** able to help you with Studentweb, Canvas or any other student services during your visit to the helpdesk. We can only help with getting your username and password if you have not received an SMS from us, or with resetting 2FA. **For all other enquiries, please use the contact methods below.**

The helpdesk is in the reception on level 3 of Kristen Nygaards Hus (Gaustadalléen 23A). **You are required to bring your passport** as valid ID in order for us to help you.

UNIVERSITY
OF OSLO

New student?

Check IT at UiO

Free MS Office, free Wifi,
your own UiO e-mail, how to
print, and more.

Read more on

uio.no/english/services/it/



Registering in Studentweb

studentweb.uio.no

Log in with Feide



- UiO username and password

Need help to register for courses?

- Contact the information centre at your faculty
- Update your address!



Choose login method

	Feide Feide is the chosen solution of the Department of Education for secure identification in the education sector. Log in using Feide
	ID-porten ID-porten is an identification portal at the Norwegian Agency for Public Management and eGovernment (Difi) which provides secure logon with an electronic ID (e-ID) from MinID, BankID, Buypass and Commfides. Log in using ID-porten

[Choose a different institution than Universitetet i Oslo](#)

[Declaration on data protection](#)

Important deadlines

• **15 August (at midnight):**

- Norwegian language courses

• **1 September (at midnight):**

- Final deadline for course and exam registration
- Registering on Studentweb
- Applying for extended time on the exams
- Paying the semester fee (only if applicable)

Student ID app

- 1) Register for the semester on Studentweb
- 2) Take a photo at the SiO Customer Service Centre
- 3) Download the student ID app called **“Studentbevis”**


You can download the student ID app for free from the app store on your phone.

- [App store \(IOS\)](#)
- [Google Play \(Android\)](#)
- [Windows store](#)

4) Select “University of Oslo” as educational institution.

5) Log in with your UiO username and password.

After you have downloaded the app and logged in, it can be **used without internet** connection in the future.

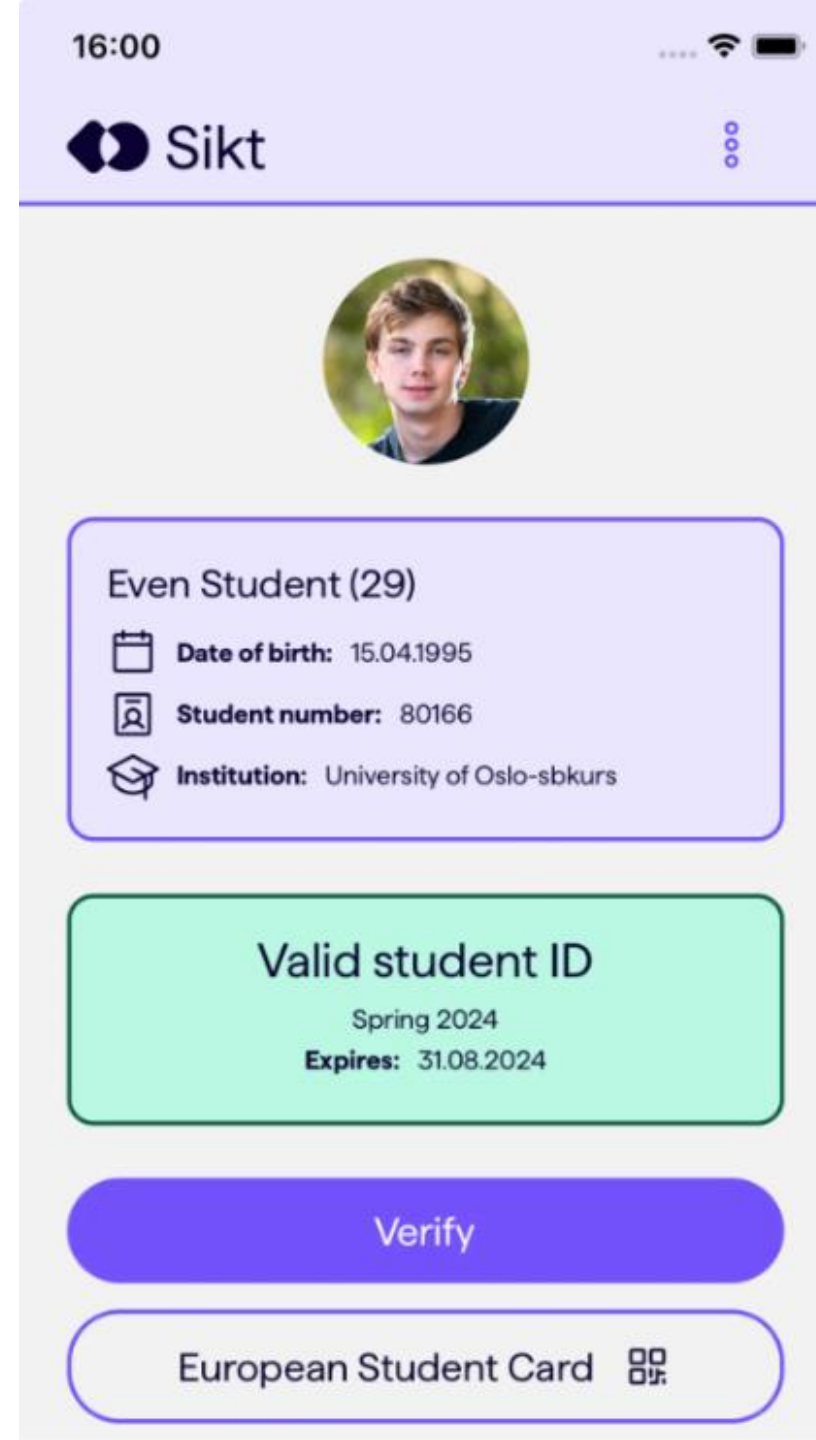


Student ID app

- The picture you took for your student card is automatically sent to the app!

The student ID is valid:

- until 31 January in the autumn semester
- until 31 August in the spring semester



Not using a smartphone?

- Order a semester receipt in Studentweb under the menu choice «**Orders**»
- The letter will be posted to your semester address (make sure to update your Norwegian address!)
- Together with student card this is an alternative student ID.
- Always bring it with you for student discounts, also remember picture ID.

Student card

Used for:

- Extracting print-outs from campus printers
- Access card to faculty buildings
- Visit the library desk to register it as your library card

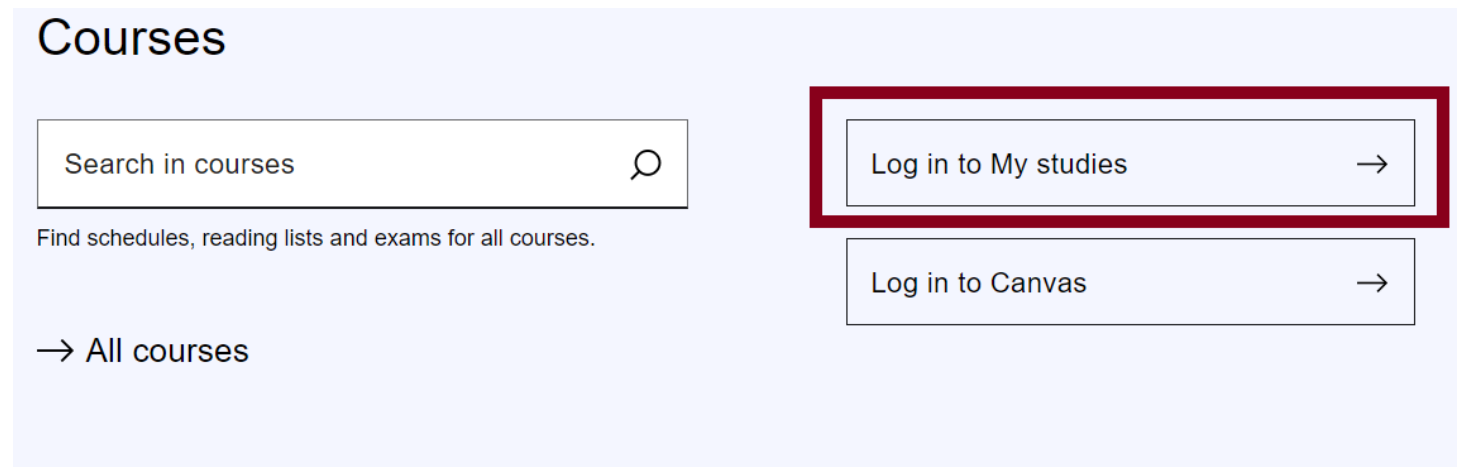
Book an appointment the **SiO Customer Service Centre** after you have completed semester registration.

- You will need to bring your valid student ID app, and your passport/national ID card.
- SiO will take a picture there.

My Studies

- A personal schedule for your courses
- Important messages from your professors or student advisor
- Log in with your username and password

- Download the app
 - Activate push notifications



Getting your documents signed

Contact the [information centre](#) at your faculty

- Erasmus Learning Agreement
- Certificate of arrival/attendance
- ... or similar documents

- Order a confirmation of student status
- Transcript of records

Contact points at UiO

Faculty information centres for enquiries about:

- Accessibility services
- Courses and course registration
- Exams

Knutepunktet – International Student Reception

- Residence permit
- Police registrations
- Admission
- Events
- Non-academic questions

IT Help – contact point for all IT user support at UiO

- Questions regarding digital teaching
- [Username and password](#) issues
- Setting up UiO [email and calendar](#)
- Troubleshooting problems regarding login for UiO services
- Connecting to UiO's [WiFi networks](#)

Contact

Faculty Information Centres

For questions about your study programme and courses.

→ Faculty of Dentistry

→ Faculty of Educational Sciences

→ Faculty of Humanities

→ Faculty of Law

→ Faculty of Mathematics and Natural Sciences

→ Faculty of Medicine

→ Faculty of Social Sciences

→ Faculty of Theology

Knutepunktet – International Student Reception

The International Student Reception is the contact point for prospective and current international students.

→ Contact us

Next

5 minute break!

- Part 3:
 - Police registrations
 - Health insurance and health services
 - Living in Oslo
 - Events

