


Thermocouple Wire

Special Limits of Error

ANSI
color
code
shown

To order
IEC color
code visit
us online




Model Number	AWG Number
GG-J-20-SLE	20
GG-J-24-SLE	24
TT-J-20-SLE	20
TT-J-24-SLE	24

GG=Glass/Glass

TT= PFA

For Pricing
and Details
Visit OMEGA

Stranded
Models Available
from Stock!




Model Number	AWG Number
GG-N-20-SLE	20
GG-N-24-SLE	24
TT-N-20-SLE	20
TT-N-24-SLE	24

GG=Glass/Glass

TT= PFA


Also Available with High Temperature
Ceramic or Silica Insulation from OMEGA



Model Number	AWG Number
GG-K-20-SLE	20
GG-K-24-SLE	24
TT-K-20-SLE	20
TT-K-24-SLE	24

GG=Glass/Glass


TT= PFA



Model Number	AWG Number
GG-T-20-SLE	20
GG-T-24-SLE	24
TT-T-20-SLE	20
TT-T-24-SLE	24

GG=Glass/Glass

TT= PFA



Model Number	AWG Number
GG-E-20-SLE	20
GG-E-24-SLE	24
TT-E-20-SLE	20
TT-E-24-SLE	24

GG=Glass/Glass

TT= PFA

Special Limits of Error for Thermocouple Accuracy

Thermocouple Type	Temperature Range		Special Limits of Error**
	°C	°F	
T	0 to 350	(32 to 662)	±0.5°C or 0.4%
J	0 to 750	(32 to 1382)	±1.1°C or 0.4%
E	0 to 900	(32 to 1652)	±1.0°C or 0.4%
K	0 to 1250	(32 to 2282)	±1.1°C or 0.4%

* Visit omega.com for complete ANSI and IEC Thermocouple accuracy table.

** Whichever is greater

AWG Wire Dimensions†

AWG Number	Diameter	
	mm	inches
20	0.81	(0.032)
24	0.51	(0.020)

† Visit omega.com for complete AWG dimensions.

To Order

STANDARD SPOOL LENGTHS

7.5 m (25')

15 m (50')

30 m (100')

60 m (200')

150 m (500')

300 m (1000')

**FOR LONGER LENGTHS CONSULT SALES
FOR PRICE AND DELIVERY!**

To order standard length spools, multiply the 300 m or 1000' spool price by the multiplier and round to the nearest dollar.

Ordering Example: GG-K-20-SLE-50, 50' (15 m) spool of GG-K-20-SLE wire.