

# HOW TO EDIT YOUR PROJECT PAGE

1

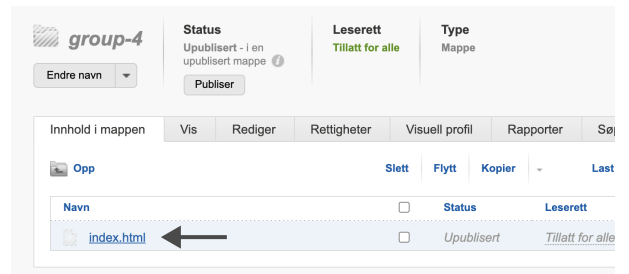
Ansvarlig for denne siden

[studieredaktor@admin.uio.no](mailto:studieredaktor@admin.uio.no)

Administrer dette dokumentet

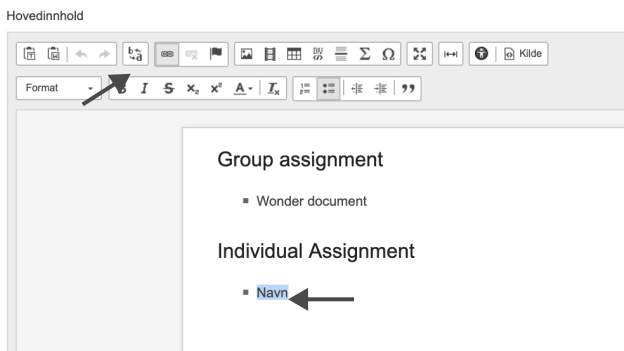
Go to the bottom of your project page to login and manage the document.

2



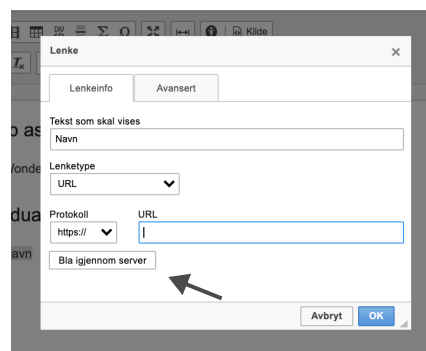
Edit "index.html"

3



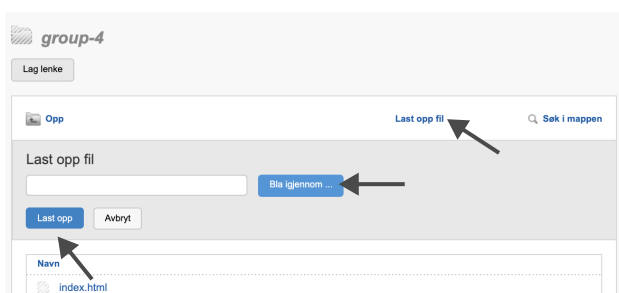
To upload your files you can "Link" them in the document

4



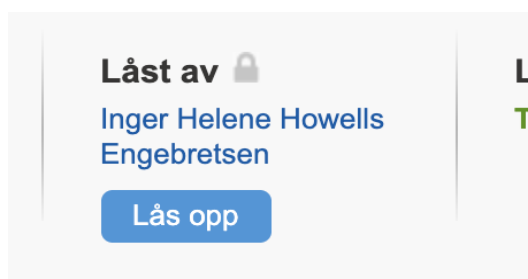
Browse server to get a file from the group folder

5



Upload your file to the group folder and choose it

6



Remember to unlock the page when you are done editing