

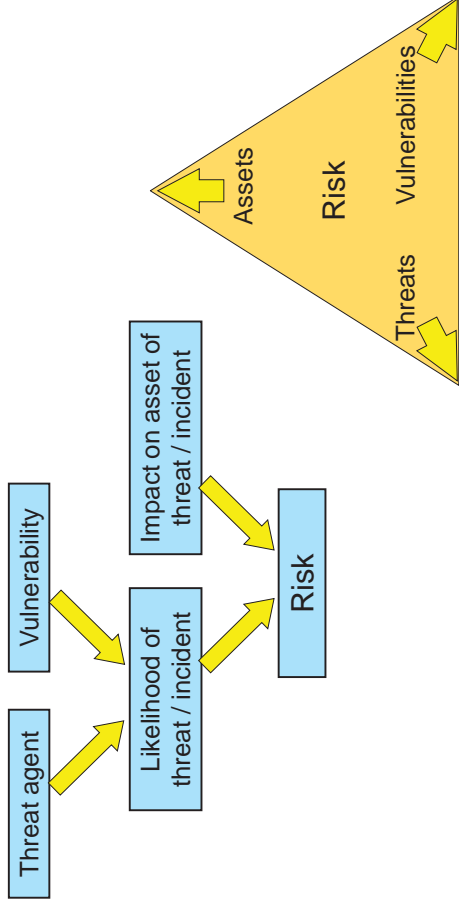
Lecture 3  
Risk Management  
Business Continuity Management



University of Oslo, spring 2015  
Audun Jøsang

What is risk ?

- Motivation
- Capacity



UIO Spring 2015

L03 - INF3510

2

What is risk management?

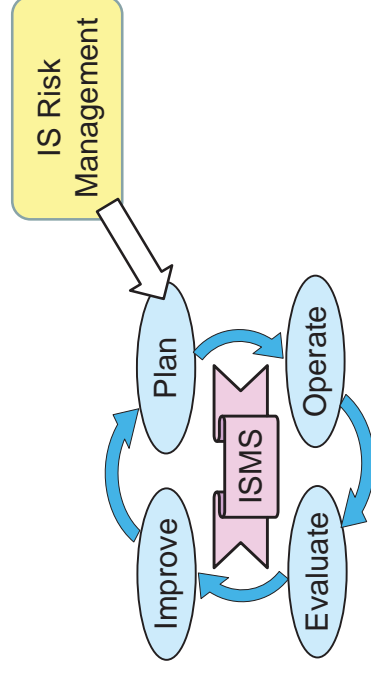
- “IS risk management analyses what can happen and what the possible consequences can be, before deciding what should be done and when, to reduce risk to an acceptable level.”  
– ISO 27005
- “Risk management consists of coordinated activities to direct and control an organization with regard to risk.”  
– ISO31000 , ISO/IEC 27002

UIO Spring 2015

L03 - INF3510

3

Risk Management – ISMS integration



UIO Spring 2015

L03 - INF3510

4

## Risk Management standards

- ISO 27005 Information Security Risk Management
- ISO 31000 Risk Management
- NIST SP800-39 Managing Information Security Risk
- NIST SP800-30 Guide for Conducting Risk Assessment
  - formerly called “Risk Management Guide for Information Technology Systems”
- NS 5831 Samfunnssikkerhet – Beskyttelse mot tilsiktede uønskede handlinger – Risikohåndtering
- NS 5832 Samfunnssikkerhet – Beskyttelse mot tilsiktede uønskede handlinger – Risikoanalyse

UIO Spring 2015

L03 - INF3510

5

## Basis for assessing risk


- Know the assets: identify, examine, and understand the information and systems currently in place
- Know the enemy: identify, examine, and understand threats facing the organization
- Know the losses your organization can tolerate.
- Know responsibility of each stakeholder within an organization to manage risks that are encountered

UIO Spring 2015

L03 - INF3510

6

## Proportionality principle

How much should I spend on securing  ?

Why ?

How much should I spend on securing my reputation ? 

- **The Proportionality Principle:**
  - Apply a set of controls (physical, technical and administrative controls) that match the perceived risk to, and value of, an organisation’s information assets

UIO Spring 2015

L03 - INF3510

7

## Problems of measuring risk

Businesses normally wish to measure risk in money, but almost impossible to do this

- Valuation of assets
  - Value of data, hard to assess
  - Value of goodwill and customer confidence, very vague
- Likelihood of threats
  - Past events not always relevant for future probabilities
    - The nature of future attacks is unpredictable
    - The actions of future attackers are unpredictable
- Measurement of benefit from security control
  - Problems with the difference of two approximate quantities
    - Estimation of past and present risk

UIO Spring 2015

L03 - INF3510

8

## Roles involved in risk management

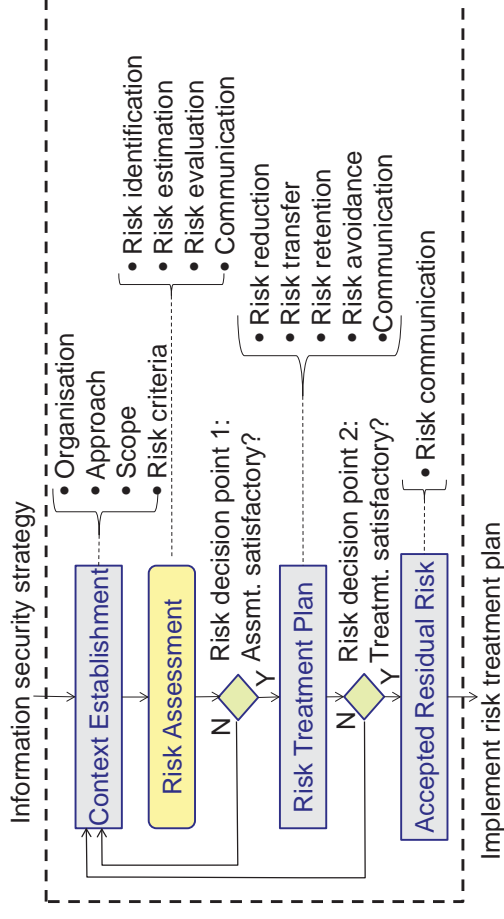
- Management, users, and information technology must all work together
  - Asset owners must participate in developing inventory lists
  - Users and experts must assist in identifying threats and vulnerabilities, and in determining likelihoods
  - Risk management experts must guide stakeholders through the risk assessment process
  - Security experts must assist in selecting controls
  - Management must review risk management process and approve controls

UIO Spring 2015

L03 - INF3510

9

## Risk management process ISO 27005



UIO Spring 2015

L03 - INF3510

10

## Asset Valuation and Prioritization

- Questions help develop criteria for asset valuation
- Which information asset:
  - is most critical to organization's success?
  - generates the most revenue/profitability?
  - would be most expensive to replace or protect?
  - would be the embarrassing or cause liability if revealed?
- Prioritization
  - Create weighting for each category
  - Calculate relative importance of each asset
  - List the assets in order of importance using a weighted factor analysis worksheet

UIO Spring 2015

L03 - INF3510

11

## Threat scenario identification

- Realistic threat scenarios need to be described; unimportant threats can be ignored
- Threat assessment:
  - Which threats present danger to assets?
  - Which threats represent the most danger to information?
  - How much would it cost to recover from attack?
  - Which threat are most expensive to prevent?

UIO Spring 2015

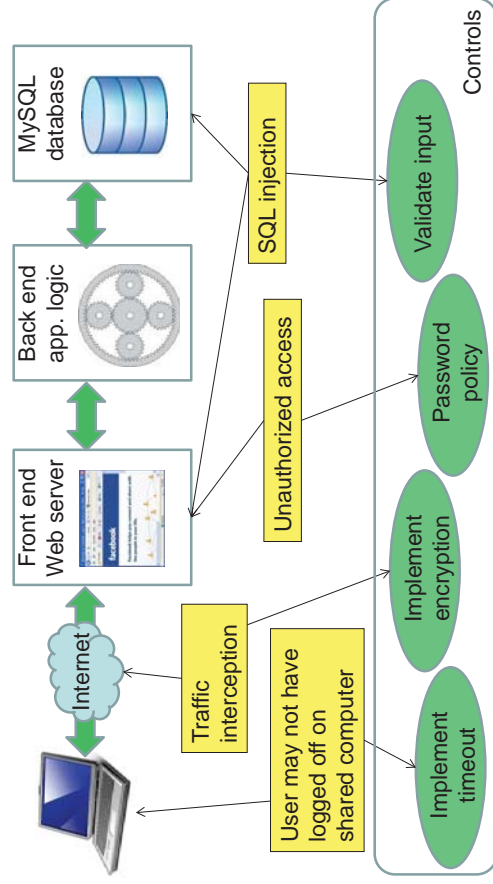
L03 - INF3510

12

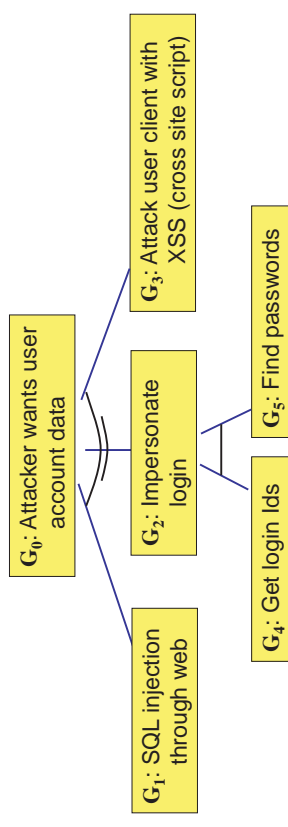
# Threat Scenario Modelling

- **Attacker-centric**
  - Starts from attackers, evaluates their goals, and how they might achieve them through attack tree. Usually starts from entry points or attacker action.
- **System-centric (aka. SW-, design-, architecture-centric)**
  - Starts from model of system, and attempts to follow model dynamics and logic, looking for types of attacks against each element of the model. This approach is e.g. used for threat modeling in Microsoft's Security Development Lifecycle.
- **Asset-centric**
  - Starts from assets entrusted to a system, such as a collection of sensitive personal information, and attempts to identify how security breaches of CIA properties can happen.

# System-centric threat modelling example



# Attacker-centric attack tree example



Legend:

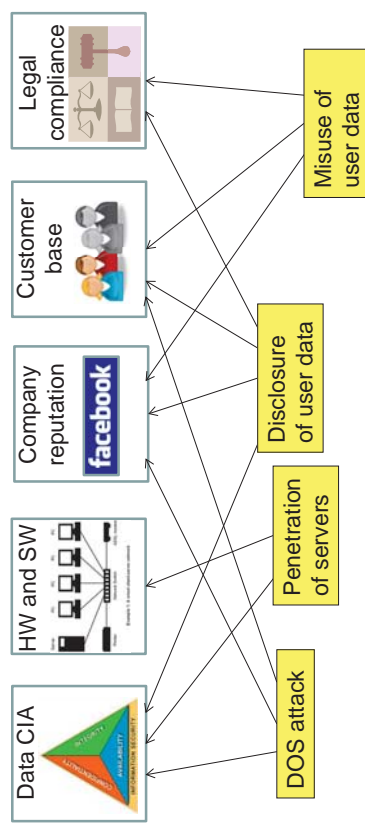
$G_i$ : Main goal

— AND (conjunctive)  
all subgoals needed

≈ OR (disjunctive)  
any subgoal needed

Probability of attack success:  $p(G_0) = 1 - (1 - p(G_1)) \cdot (1 - (p(G_4)p(G_5))) \cdot (1 - p(G_3))$

# Asset-centric threat modelling example



## Vulnerability Identification

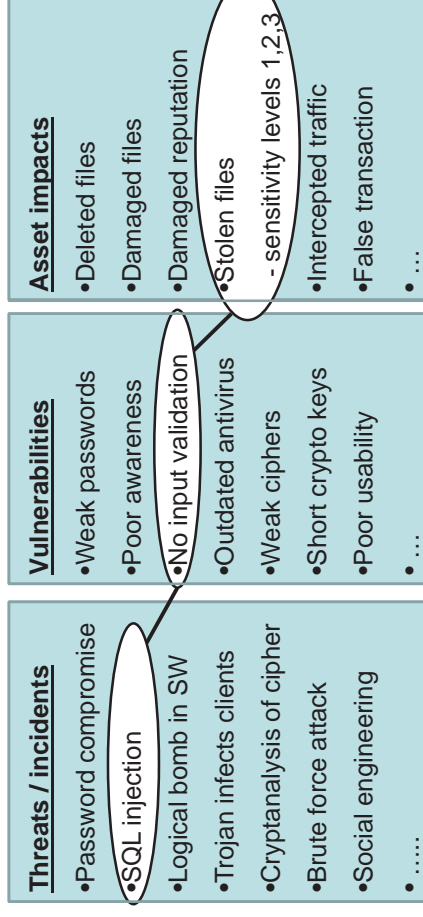
- Specific avenues threat agents can exploit to attack an information asset are called vulnerabilities
- Examine how each incident/threat could be perpetrated and list organization's assets and vulnerabilities
- Process works best when people with diverse backgrounds within organization work iteratively in a series of brainstorming sessions
- At end of risk identification process, list of assets and their vulnerabilities is achieved

UIO Spring 2015

L03 - INF3510

17

## Identifying specific risks



- A valid combination of threat, vulnerability and asset impact represents a single specific risk
- All relevant specific risks should be identified

UIO Spring 2015

L03 - INF3510

18

## Estimating risk levels

Types of analysis

- **Qualitative**
  - Uses descriptive scales. **Example:**
    - **Impact level:** Minor, moderate, major, catastrophic
    - **Likelihood:** Rare, unlikely, possible, likely, almost certain
- **Semi-quantitative**
  - Qualitative scales assigned numerical values
  - Can be used in formulae for prioritization (with caution)
- **Quantitative**
  - Use numerical values for both consequence (e.g. \$\$\$) and likelihood (e.g. probability value)

UIO Spring 2015

L03 - INF3510

19

## Qualitative likelihood scale

Likelihood	Description
High	Is expected to occur in most conditions (1 or more times per year).
Medium	The event will probably happen in most conditions (every 2 years).
Low	The event should happen at some time (every 5 years).
Unlikely	The event could happen at some time (every 10 years).

Increasing Likelihood

UIO Spring 2015

L03 - INF3510

20

## Qualitative impact level scale

Impact	Description
Major	Major problems would occur and threaten the provision of important processes <b>resulting in significant financial loss.</b>
Moderate	Services would continue, but would need to be reviewed or changed.
Minor	Effectiveness of services would be <b>threatened but dealt with.</b>
Insignificant	Dealt with as a part of <b>routine operations.</b>



## Qualitative risk estimation - example

**Qualitative risk levels:** Add likelihood & impact level

Impact level

Risk level	(0) Insignificant	(1) Minor	(2) Moderate	(3) Major
(3) High	(3) M	(4) H	(5) VH	(6) E
(2) Medium	(2) L	(3) M	(4) H	(5) VH
(1) Low	(1) VL	(2) L	(3) M	(4) H
(0) Unlikely	(0) N	(1) VL	(2) L	(3) M

Likelihood

Legend

**E: extreme risk;** immediate action required

**VH: (very) high risk;** senior management attention needed

**M: moderate risk;** management responsibility must be specified

**VL: (very) low risk;** manage by routine procedures

**N: Negligible risk;** To be ignored

## Qualitative risk estimation - example

**Qualitative risk levels:** Add likelihood & impact level

Impact level

Risk level	(0) Insignificant	(1) Minor	(2) Moderate	(3) Major
(3) High	(3) M	(4) H	(5) VH	(6) E
(2) Medium	(2) L	(3) M	(4) H	(5) VH
(1) Low	(1) VL	(2) L	(3) M	(4) H
(0) Unlikely	(0) N	(1) VL	(2) L	(3) M

Likelihood

Legend

**E: extreme risk;** immediate action required

**VH: (very) high risk;** senior management attention needed

**M: moderate risk;** management responsibility must be specified

**VL: (very) low risk;** manage by routine procedures

**N: Negligible risk;** To be ignored

## Semi-quantitative risk estimation - example

**Semi-quantitative risk levels:** Multiply likelihood & impact level

Impact level

Risk Level Likelihood	(0) Nil	(1) Insign.	(2) Minor	(3) Moderate	(4) Major
(4) High	(0) Nil	(4) M	(8) H	(12) VH	(16) E
(3) Medium	(0) Nil	(3) L	(6) M+	(9) H+	(12) VH
(2) Low	(0) Nil	(2) VL	(4) M	(6) M+	(8) H
(1) Unlikely	(0) Nil	(1) Neg	(2) VL	(3) L	(4) M
(0) Never	(0) Nil	(0) Nil	(0) Nil	(0) Nil	(0) Nil

**M: moderate;** Specify responsibility

**L: low;** Manage by routine procedures

**VL: very low;** Manage by routine

**Neg: Negligible;** To be ignored

**Nil: Nil;** No risk exists

**E: extreme;** Immediate action required

**VH: very high;** Priority action action

**H+: high +;** Management attention

**H: high;** Management attention

**M+: moderate +;** Specific responsibility

## Example quantitative risk analysis method

### Quantitative parameters

- Asset Value (AV)
  - Estimated total value of asset
- Exposure Factor (EF)
  - Percentage of asset loss caused by threat occurrence
- Single Loss Expectancy (SLE)
  - $SLE = AV \times EF$
- Annualized Rate of Occurrence (ARO)
  - Estimated frequency a threat will occur within a year
- Annualised Loss Expectancy (ALE)
  - $ALE = SLE \times ARO$

## Quantitative risk estimation example

### Example quantitative risk analysis

- Risk description
  - Asset: Public image (and trust)
  - Threat: Defacing web site through intrusion
  - Impact: Loss of image
- Parameter estimates
  - AV(public image) = \$1,000,000
  - EF(public image affected by defacing) = 0.05
  - SLE = AV × EF = \$50,000
  - ARO(defacing) = 2
  - ALE = SLE × ARO = \$100,000
- Justifies spending up to \$100,000 p.a. on controls

## Evaluate risks

- Compare
  - the level of risk found during risk analysis with the established risk criteria
  - NOTE: Consider analysis and criteria on same basis - qualitative or quantitative
- Output: prioritized list of risks for further action
  - Risks in low or acceptable risk categories, may be accepted without further treatment

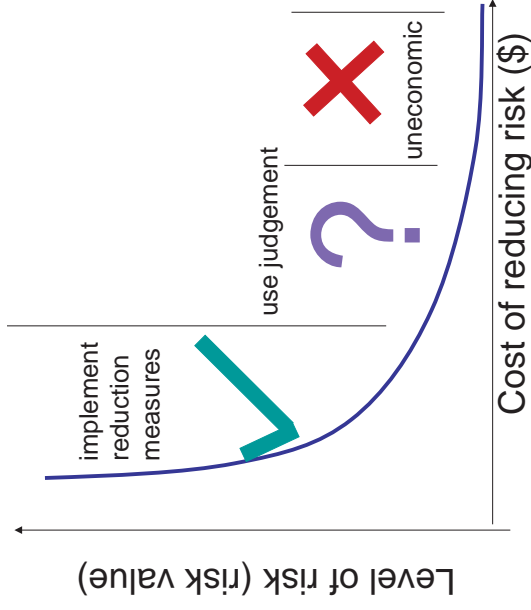
## Risk listing and ranking

Threat scenario:	Existing controls & vulnerabilities:	Asset impact:	Impact level:	Likelihood description:	Likelihood:	Risk level:
Compromise of user password	No control or enforcement of password strength	Deleted files, breach of confidentiality and integrity	MODE RATE	Will happen to 1 of 50 users every year	MEDIUM	HIGH
Virus infection on clients	Virus filter disabled on many clients	Compromise of clients	MODE RATE	Will happen to 1 in 100 clients every year	HIGH	EXTREME
Web server hacking and defacing	IDS, firewall, daily patching, but zero day exploits exist	Reputation	MINOR	Could happen once every year	MEDIUM	MODE RATE
Logical bomb planted by insider	No review of source code that goes into production.	Breach of integrity or loss of data	MAJOR	Could happen once every 10 years	UNLIKELY	MODE RATE

## Documenting the results of risk assessment

- Final summary comprised in ranked vulnerability risk worksheet
- Worksheet details asset, asset impact, vulnerability, vulnerability likelihood, and risk-rating factor
- Ranked vulnerability risk worksheet is initial working document for next step in risk management process: assessing and controlling risk

## Risk treatment economy



UIO Spring 2015

L03 - INF3510

29

## Risk Control Strategies

- Once ranked vulnerability risk worksheet complete, must choose one of four strategies to control each risk:
  - Reduce/mitigate risk (security and mitigation controls)
  - Share/transfer risk (outsource activity that causes risk, or insure)
  - Retain risk (understand tolerate potential consequences)
  - Avoid risk (stop activity that causes risk)

UIO Spring 2015

L03 - INF3510

30

## Treating risk from the positive dimension

- Identify options for risk treatment by seeking opportunities that might increase **positive** outcomes without increasing the risk.
- Options include:
  - **Actively seek** an opportunity for creating value and profit
  - **Change the likelihood of opportunity** to enhance the likelihood of beneficial outcome
  - **Change the consequences** to increase the extent of the gains
  - **Sharing** the opportunity
  - **Retain** the residual opportunity

UIO Spring 2015

L03 - INF3510

31

## Business Continuity Management

### Outline

- Business Continuity Planning
- Disaster Recovery



## Business continuity management

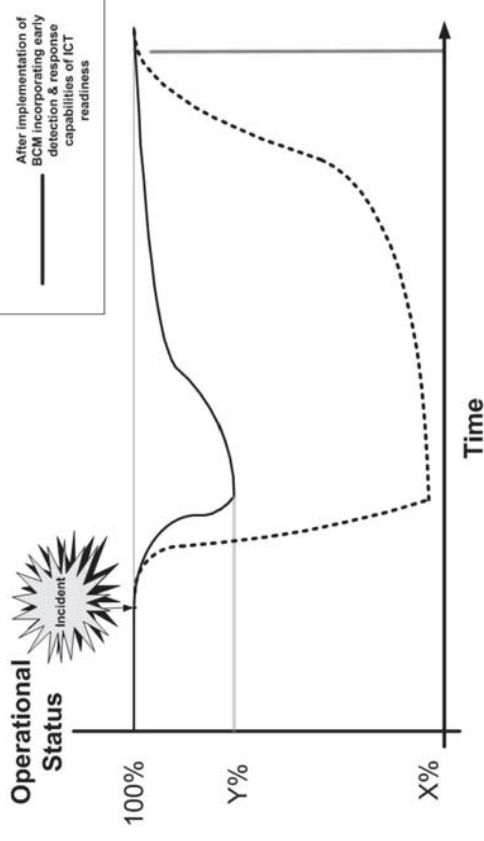
- Procedures for the recovery of an organization's facilities in case of major incidents and disasters, so that the organization will be able to either maintain or quickly resume mission-critical functions
- BCM standards
  - ISO 27031 Guidelines for information and communications technology readiness for business continuity
  - NISTSP800-34 Contingency Planning Guide for Information Technology Systems

UIO Spring 2015

L03 - INF3510

33

## Effect of BCM



UIO Spring 2015

L03 - INF3510

34

## How common is BCM in 'the real world'?

- 2006 CCSS extract: Most commonly reported categories of computer security policies and procedures 2006 (2005, 2004):
  - Media backup procedures - 95% (96%, 95%)
  - User access management - 93% (97%, 94%)
  - External network access control procedures - 78% (83%, 79%)
  - Documented operating procedures - 76% (80%, 83%)
  - User responsibilities policies - 72% (82%, 78%)
  - Controls against malicious software - 66% (75%, 72%)
  - Monitoring system access and use - 64% (72%, 68%)
  - Change control procedures - 60% (82%, 75%)
  - Clock synchronisation policy - 59% (59%, 43%)
  - Decommissioning equipment procedures - 59% (65%, 40%)
  - System audit policy - 58% (71%, 58%)
  - **Business continuity management - 54% (73%, 58%)**
  - Incident management procedures - 51% (67%, 64%)

UIO Spring 2015

L03 - INF3510

35

## Business continuity management


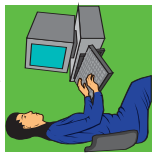
- The range of incidents and disasters to be considered include:
  - Acts of nature, for example:
    - Excessive weather conditions
    - Earthquake
    - Flood
    - Fire
  - Human acts (inadvertent or deliberate), for example:
    - Hacker activity
    - Mistakes by operating staff
    - Theft
    - Fraud
    - Vandalism
    - Terrorism

UIO Spring 2015

L03 - INF3510

36

## Business Continuity Plan (BCP)

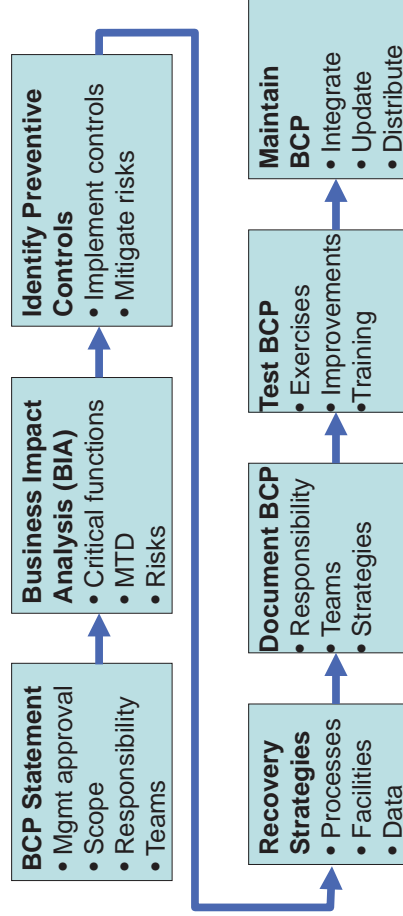
- From:  Dealing with the crisis
- The business continuity plan describes:
    - a sequence of actions
    - and the parties responsible for carrying them out
    - in response to disasters
    - in order to restore normal business operations as quickly as possible
- To:  Back in business

UIO Spring 2015

L03 - INF3510

37

## BCP Development



Source: NIST Special Publication 800-34 Contingency Planning Guide for Information Technology Systems (p.14)

UIO Spring 2015

L03 - INF3510

39

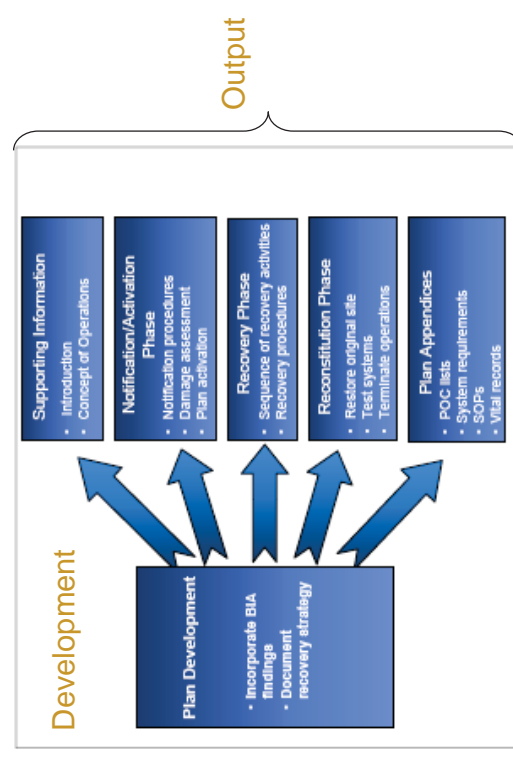
## BCP Terminology

- Business Continuity Plan**
  - Plan for restoring normal business functions after disruption
- Business Contingency Plan**
  - Same as Business Continuity Plan
  - Contingency means "something unpredictable that can happen"
- Disaster Recovery**
  - Restablishment of business functions after a disaster, possibly in temporary facilities

UIO Spring 2015

L03 - INF3510

38



BCP Development and Output: NIST SP800-34, p.31

UIO Spring 2015

L03 - INF3510

40

## BCP Development - BIA

- A Business Impact Analysis (BIA) is performed as part of the BCP development to identify the functions that in the event of a disaster or disruption, would cause the greatest financial or operational loss.
- Consider e.g.:
  - IT network support
  - Data processing
  - Accounting
  - Software development
  - Payroll
  - Customer support
  - Order entry
  - Production scheduling
  - Purchasing
  - Communications

UIO Spring 2015

L03 - INF3510

41

## BCP Development - BIA

- The MTD (Maximum Tolerable Downtime) is defined for each function in the event of disaster.
- Example:
  - Non-essential = 30 days
  - Normal = 7 days
  - Important = 72 hours
  - Urgent = 24 hours
  - Critical = minutes to hours

UIO Spring 2015

L03 - INF3510

42

## BCP Development - Alternative Sites

- 
- The diagram shows a horizontal spectrum with two arrows. On the left, a light blue arrow points right, labeled 'More expensive'. On the right, a light blue arrow points left, labeled 'Less expensive'. The spectrum contains the following site types from left to right:
- **Redundant site**
    - Mirror of the primary processing environment
    - Operable within minutes
  - **Hot site**
    - Fully configured hardware and software, but no data
    - Operable within hours
  - **Mobile site**
  - **Warm site**
    - Partially configured with some equipment, but not the actual computers
    - Operable within days
  - **Cold site**
    - Basic electricity and plumbing
    - Operable within weeks

UIO Spring 2015

L03 - INF3510

43

## BCP Development – Strategy Selection

- Analyse alternative disaster recovery strategies
  - Choosing data and software backup facility
  - Choosing alternative site type and contract
  - Human resources
  - Insurance
  - Reciprocal and mutual aid agreements
  - Multiple processing centres
  - Data processing service bureauswith respect to BIA, cost, restoration time and practicality

UIO Spring 2015

L03 - INF3510

44

## BCP Components

- Supporting information
  - Establish purpose, applicability and scope
  - System description and staff responsibilities
- Notification/Activation Phase
- Recovery Phase
- Reconstruction Phase
- Appendices
  - Contact information
  - SOPs and checklists
  - Equipment and system requirements lists

UIO Spring 2015

L03 - INF3510

45

## BCP Phases

- A security incident can vary in magnitude from minor incident to major disaster.
- Different sub-plans needed for different phases in the business continuity process.
  - Plan for activation phase
  - Plans for recovery phase
  - Plan for reconstitution phase

UIO Spring 2015

L03 - INF3510

46

## BC Activation Phase Plan

- Actions to take immediately after incident
  - Procedures for contacting recovery teams
  - Assessment of damage to primary site facilities
    - Estimated outage time at primary site
    - Compare with predefined MTD and activation criteria
  - Notify BC management
  - Management declares a disaster if criteria are met
  - Start implementing BCP
- BCP activation responsibility
  - Only one person
  - CEO or other predefined role
  - Succession of responsibility must be predefined

UIO Spring 2015

L03 - INF3510

47

## BC Recovery Phase Plan

- Evacuation and safety of personnel
  - Always first priority
- Notifying alternative sites
- Securing home site
- Activation of recovery teams
- Relocation to alternative sites
- Resumption of critical business functions
- Reviewing how the organisation will interface with external parties (customers, partners) from alternative site

UIO Spring 2015

L03 - INF3510

48

## BC Reconstitution Phase Plan

- Plan for returning to normal operations at primary site
  - Repairing primary site, or prepare new site
  - Installing hardware and software
  - Testing business functions
  - Migrating business functions stepwise
    - Least critical functions first
    - Most critical functions last
  - Shutting down alternative site
  - Securing and removing sensitive data from alternative site

UIO Spring 2015

L03 - INF3510

49

## BCP Appendices

- Include
  - Contact information for key personnel
    - Call tree data
  - Contact information for vendors and alternative site providers
    - Including SLA and reciprocal agreements
  - Checklists for recovery processes
  - Equipment and systems requirement lists
  - Description of and directions to alternative site

UIO Spring 2015

L03 - INF3510

50

## BCP Testing

- Checklist test
  - Copies of the BCP distributed to departments for review
- Structured walk-through test
  - Representatives from each department come together to go through the plan
- Simulation test
  - All staff in operational and support functions come together to practice executing the BCP
- Parallel test
  - Business functions tested at alternative site
- Full interruption test
  - Business functions at primary site halted, and migrated to alternative site in accordance with the BCP

UIO Spring 2015

L03 - INF3510

51

## End of Lecture

UIO Spring 2015

L03 - INF3510

52