

INF3580/4580 – Semantic Technologies – Spring 2017

Lecture 7: Reasoners in Jena

Martin Giese

27th February 2018



Department of
Informatics



University of
Oslo

Today's Plan

- 1 Recap: Reasoning with rules
- 2 Backwards and forwards reasoning
- 3 The Jena reasoning system
- 4 Built-in reasoners
- 5 Richer API with `OntModel`
- 6 External reasoners
- 7 A worked example

Outline

- 1 Recap: Reasoning with rules
- 2 Backwards and forwards reasoning
- 3 The Jena reasoning system
- 4 Built-in reasoners
- 5 Richer API with `OntModel`
- 6 External reasoners
- 7 A worked example

What is inference?

In a Semantic Web context, inference always means,

What is inference?

In a Semantic Web context, inference always means,

- adding triples,

What is inference?

In a Semantic Web context, inference always means,

- adding triples,

More specifically it means,

What is inference?

In a Semantic Web context, inference always means,

- adding triples,

More specifically it means,

- adding new triples to an RDF graph,

What is inference?

In a Semantic Web context, inference always means,

- adding triples,

More specifically it means,

- adding new triples to an RDF graph,
- on the basis of the triples already in it.

What is inference?

In a Semantic Web context, inference always means,

- adding triples,

More specifically it means,

- adding new triples to an RDF graph,
- on the basis of the triples already in it.
- 'adding' should be understood in a logical sense, indeed;

What is inference?

In a Semantic Web context, inference always means,

- adding triples,

More specifically it means,

- adding new triples to an RDF graph,
- on the basis of the triples already in it.
- 'adding' should be understood in a logical sense, indeed;
 - new/inferred triples need not be materialized or persisted

cont.

A rule of the form

cont.

A rule of the form

$$\frac{P_1, \dots, P_n}{P}$$

may be read as an instruction;

cont.

A rule of the form

$$\frac{P_1, \dots, P_n}{P}$$

may be read as an instruction;

- “If P_1, \dots, P_n are all in the graph, **add** P to the graph”

cont.

A rule of the form

$$\frac{P_1, \dots, P_n}{P}$$

may be read as an instruction;

- “If P_1, \dots, P_n are all in the graph, **add** P to the graph”
- as an *instruction* this may in turn be understood *procedurally*...

cont.

A rule of the form

$$\frac{P_1, \dots, P_n}{P}$$

may be read as an instruction;

- “If P_1, \dots, P_n are all in the graph, **add** P to the graph”
- as an *instruction* this may in turn be understood *procedurally*...
 - in a forward sense, or

cont.

A rule of the form

$$\frac{P_1, \dots, P_n}{P}$$

may be read as an instruction;

- “If P_1, \dots, P_n are all in the graph, **add** P to the graph”
- as an *instruction* this may in turn be understood *procedurally*...
 - in a forward sense, or
 - in a backward sense

RDFS reasoning

RDFS supports three principal kinds of **reasoning pattern**:

RDFS reasoning

RDFS supports three principal kinds of **reasoning pattern**:

- I. **Type propagation:**

RDFS reasoning

RDFS supports three principal kinds of **reasoning pattern**:

I. **Type propagation:**

- “The 2CV **is a car**, and a car **is a motorised vehicle**, so . . .”

RDFS reasoning

RDFS supports three principal kinds of **reasoning pattern**:

I. **Type propagation:**

- “The 2CV **is a car**, and a car **is a motorised vehicle**, so . . .”

II. **Property inheritance:**

RDFS reasoning

RDFS supports three principal kinds of **reasoning pattern**:

I. **Type propagation:**

- “The 2CV **is a car**, and a car **is a motorised vehicle**, so...”

II. **Property inheritance:**

- “Martin **lectures at** Ifi, and lecturers are **employed by** Ifi, so...”

RDFS reasoning

RDFS supports three principal kinds of **reasoning pattern**:

I. **Type propagation:**

- “The 2CV **is a car**, and a car **is a motorised vehicle**, so...”

II. **Property inheritance:**

- “Martin **lectures at** Ifi, and lecturers are **employed by** Ifi, so...”

III. **Domain and range reasoning:**

RDFS reasoning

RDFS supports three principal kinds of **reasoning pattern**:

I. **Type propagation:**

- “The 2CV **is a car**, and a car **is a motorised vehicle**, so...”

II. **Property inheritance:**

- “Martin **lectures at** Ifi, and lecturers are **employed by** Ifi, so...”

III. **Domain and range reasoning:**

- “Everything **written** is a **document**. Martin **wrote** x, hence x...”

RDFS reasoning

RDFS supports three principal kinds of **reasoning pattern**:

I. **Type propagation:**

- “The 2CV **is a car**, and a car **is a motorised vehicle**, so...”

II. **Property inheritance:**

- “Martin **lectures at Ifi**, and lecturers are **employed by Ifi**, so...”

III. **Domain and range reasoning:**

- “Everything **written** is a **document**. Martin **wrote** x, hence x...”
- “All **fathers** are **males**. Martin is the **father** of Karl, therefore...”

Sample RDFS rules

Sample RDFS rules

Rules for property transfer

Sample RDFS rules

Rules for property transfer

- **Transitivity:**

Sample RDFS rules

Rules for property transfer

- **Transitivity:**

$$\frac{p \text{ rdfs:subPropertyOf } q . \quad q \text{ rdfs:subPropertyOf } r .}{p \text{ rdfs:subPropertyOf } r .} \text{ rdfs5}$$

Sample RDFS rules

Rules for property transfer

- **Transitivity:**

$$\frac{p \text{ rdfs:subPropertyOf } q . \quad q \text{ rdfs:subPropertyOf } r .}{p \text{ rdfs:subPropertyOf } r .} \text{ rdfs5}$$

- **Reflexivity:**

Sample RDFS rules

Rules for property transfer

- **Transitivity:**

$$\frac{p \text{ rdfs:subPropertyOf } q . \quad q \text{ rdfs:subPropertyOf } r .}{p \text{ rdfs:subPropertyOf } r .} \text{ rdfs5}$$

- **Reflexivity:**

$$\frac{p \text{ rdf:type } \text{rdf:Property} .}{p \text{ rdfs:subPropertyOf } p .} \text{ rdfs6}$$

Sample RDFS rules

Rules for property transfer

- **Transitivity:**

$$\frac{p \text{ rdfs:subPropertyOf } q . \quad q \text{ rdfs:subPropertyOf } r .}{p \text{ rdfs:subPropertyOf } r .} \text{ rdfs5}$$

- **Reflexivity:**

$$\frac{p \text{ rdf:type } \text{rdf:Property} .}{p \text{ rdfs:subPropertyOf } p .} \text{ rdfs6}$$

- **Property transfer:**

Sample RDFS rules

Rules for property transfer

- **Transitivity:**

$$\frac{p \text{ rdfs:subPropertyOf } q . \quad q \text{ rdfs:subPropertyOf } r .}{p \text{ rdfs:subPropertyOf } r .} \text{ rdfs5}$$

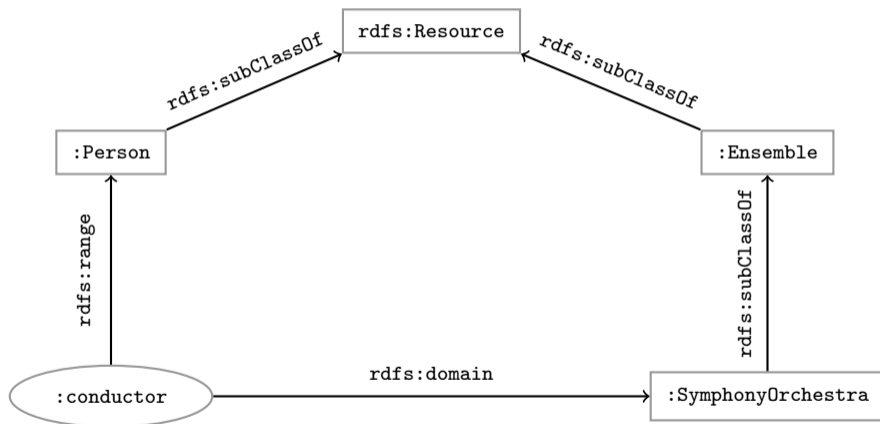
- **Reflexivity:**

$$\frac{p \text{ rdf:type } \text{rdf:Property} .}{p \text{ rdfs:subPropertyOf } p .} \text{ rdfs6}$$

- **Property transfer:**

$$\frac{p \text{ rdfs:subPropertyOf } q . \quad u \text{ p } v .}{u \text{ q } v .} \text{ rdfs7}$$

Example: Conductors and ensembles



Example contd.

This ontology includes

Example contd.

This ontology includes

```
:SymphonyOrchestra rdfs:subClassOf :Ensemble .
```

Example contd.

This ontology includes

```
:SymphonyOrchestra rdfs:subClassOf :Ensemble .
```

```
:conductor rdfs:domain :SymphonyOrchestra .
```

Example contd.

This ontology includes

```
:SymphonyOrchestra rdfs:subClassOf :Ensemble .
```

```
:conductor rdfs:domain :SymphonyOrchestra .
```

```
:conductor rdfs:range :Person .
```

Example contd.

This ontology includes

```
:SymphonyOrchestra rdfs:subClassOf :Ensemble .
```

```
:conductor rdfs:domain :SymphonyOrchestra .
```

```
:conductor rdfs:range :Person .
```

Suppose the data includes

Example contd.

This ontology includes

```
:SymphonyOrchestra rdfs:subClassOf :Ensemble .
```

```
:conductor rdfs:domain :SymphonyOrchestra .
```

```
:conductor rdfs:range :Person .
```

Suppose the data includes

```
:OsloPhilharmonic :conductor :Petrenko .
```

Example contd.

This ontology includes

```
:SymphonyOrchestra rdfs:subClassOf :Ensemble .  
:conductor rdfs:domain :SymphonyOrchestra .  
:conductor rdfs:range :Person .
```

Suppose the data includes

```
:OsloPhilharmonic :conductor :Petrenko .
```

then the the following triples can be inferred:

Example contd.

This ontology includes

```
:SymphonyOrchestra rdfs:subClassOf :Ensemble .  
:conductor rdfs:domain :SymphonyOrchestra .  
:conductor rdfs:range :Person .
```

Suppose the data includes

```
:OsloPhilharmonic :conductor :Petrenko .
```

then the the following triples can be inferred:

```
:OsloPhilharmonic rdf:type :SymphonyOrchestra .
```

Example contd.

This ontology includes

```
:SymphonyOrchestra rdfs:subClassOf :Ensemble .  
:conductor rdfs:domain :SymphonyOrchestra .  
:conductor rdfs:range :Person .
```

Suppose the data includes

```
:OsloPhilharmonic :conductor :Petrenko .
```

then the the following triples can be inferred:

```
:OsloPhilharmonic rdf:type :SymphonyOrchestra .  
:OsloPhilharmonic rdf:type :Ensemble .
```

Example contd.

This ontology includes

```
:SymphonyOrchestra rdfs:subClassOf :Ensemble .  
:conductor rdfs:domain :SymphonyOrchestra .  
:conductor rdfs:range :Person .
```

Suppose the data includes

```
:OsloPhilharmonic :conductor :Petrenko .
```

then the the following triples can be inferred:

```
:OsloPhilharmonic rdf:type :SymphonyOrchestra .  
:OsloPhilharmonic rdf:type :Ensemble .  
:Petrenko rdf:type :Person .
```

Example contd.

This ontology includes

```
:SymphonyOrchestra rdfs:subClassOf :Ensemble .
:conductor rdfs:domain :SymphonyOrchestra .
:conductor rdfs:range :Person .
```

Suppose the data includes

```
:OsloPhilharmonic :conductor :Petrenko .
```

then the the following triples can be inferred:

```
:OsloPhilharmonic rdf:type :SymphonyOrchestra .
:OsloPhilharmonic rdf:type :Ensemble .
:Petrenko rdf:type :Person .
```

try to figure
out why!

Outline

- 1 Recap: Reasoning with rules
- 2 Backwards and forwards reasoning
- 3 The Jena reasoning system
- 4 Built-in reasoners
- 5 Richer API with `OntModel`
- 6 External reasoners
- 7 A worked example

Forward chaining vs. backward chaining

Forward chaining:

Forward chaining vs. backward chaining

Forward chaining:

- reasoning from premises to conclusions of rules

Forward chaining vs. backward chaining

Forward chaining:

- reasoning from premises to conclusions of rules
- adds facts corresponding to the conclusions of rules

Forward chaining vs. backward chaining

Forward chaining:

- reasoning from premises to conclusions of rules
- adds facts corresponding to the conclusions of rules
- entailed facts are stored and reused

Forward chaining vs. backward chaining

Forward chaining:

- reasoning from premises to conclusions of rules
- adds facts corresponding to the conclusions of rules
- entailed facts are stored and reused
- reasoning is up front

Forward chaining vs. backward chaining

Forward chaining:

- reasoning from premises to conclusions of rules
- adds facts corresponding to the conclusions of rules
- entailed facts are stored and reused
- reasoning is up front

Backward chaining:

Forward chaining vs. backward chaining

Forward chaining:

- reasoning from premises to conclusions of rules
- adds facts corresponding to the conclusions of rules
- entailed facts are stored and reused
- reasoning is up front

Backward chaining:

- reasoning from conclusions to premises

Forward chaining vs. backward chaining

Forward chaining:

- reasoning from premises to conclusions of rules
- adds facts corresponding to the conclusions of rules
- entailed facts are stored and reused
- reasoning is up front

Backward chaining:

- reasoning from conclusions to premises
- ‘...what needs to be true for this conclusion to hold?’

Forward chaining vs. backward chaining

Forward chaining:

- reasoning from premises to conclusions of rules
- adds facts corresponding to the conclusions of rules
- entailed facts are stored and reused
- reasoning is up front

Backward chaining:

- reasoning from conclusions to premises
- ‘...what needs to be true for this conclusion to hold?’
- reasoning is on-demand

Forward chaining inference

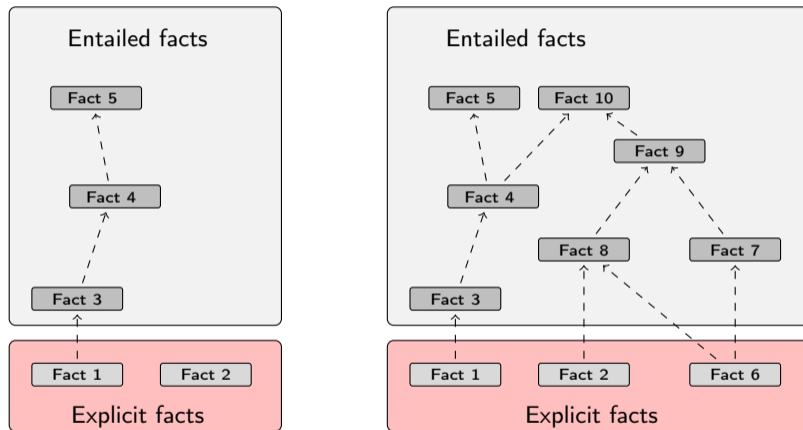


Figure: When a fact is added, all entailments are computed and stored.

Benefits of forward chaining

Precomputing and storing answers is suitable for data which is:

Benefits of forward chaining

Precomputing and storing answers is suitable for data which is:

- frequently accessed,

Benefits of forward chaining

Precomputing and storing answers is suitable for data which is:

- frequently accessed,
- expensive to compute,

Benefits of forward chaining

Precomputing and storing answers is suitable for data which is:

- frequently accessed,
- expensive to compute,
- relatively static,

Benefits of forward chaining

Precomputing and storing answers is suitable for data which is:

- frequently accessed,
- expensive to compute,
- relatively static,
- and small enough to store efficiently.

Benefits of forward chaining

Precomputing and storing answers is suitable for data which is:

- frequently accessed,
- expensive to compute,
- relatively static,
- and small enough to store efficiently.

Benefits:

Benefits of forward chaining

Precomputing and storing answers is suitable for data which is:

- frequently accessed,
- expensive to compute,
- relatively static,
- and small enough to store efficiently.

Benefits:

- forward chaining optimizes retrieval

Benefits of forward chaining

Precomputing and storing answers is suitable for data which is:

- frequently accessed,
- expensive to compute,
- relatively static,
- and small enough to store efficiently.

Benefits:

- forward chaining optimizes retrieval
- no additional inference is necessary at query time

Forward chaining and truth-maintenance

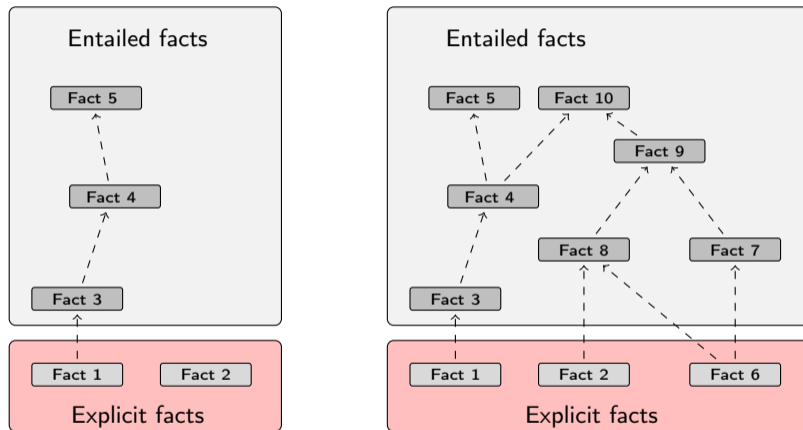


Figure: When a fact is added, all entailments are computed and stored.

Forward chaining and truth-maintenance

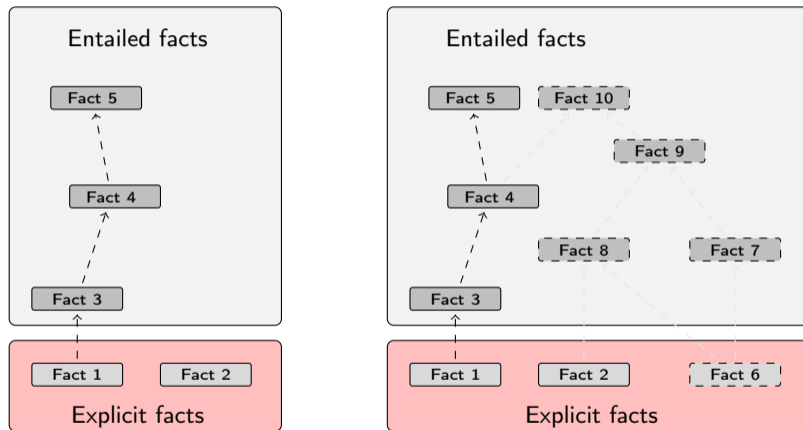


Figure: When a fact is removed, everything that comes with it must go too.

Drawbacks of forward chaining

Drawbacks:

Drawbacks of forward chaining

Drawbacks:

- increases storage size

Drawbacks of forward chaining

Drawbacks:

- increases storage size
- increases the overhead of insertion

Drawbacks of forward chaining

Drawbacks:

- increases storage size
- increases the overhead of insertion
- removal is highly problematic

Drawbacks of forward chaining

Drawbacks:

- increases storage size
- increases the overhead of insertion
- removal is highly problematic
- truth maintenance usually not implemented in RDF stores

Drawbacks of forward chaining

Drawbacks:

- increases storage size
- increases the overhead of insertion
- removal is highly problematic
- truth maintenance usually not implemented in RDF stores
- problematic for distributed and/or dynamic systems

Drawbacks of forward chaining

Drawbacks:

- increases storage size
- increases the overhead of insertion
- removal is highly problematic
- truth maintenance usually not implemented in RDF stores
- problematic for distributed and/or dynamic systems
 - rules could apply to premisses on different disks, etc.

Backward chaining inference

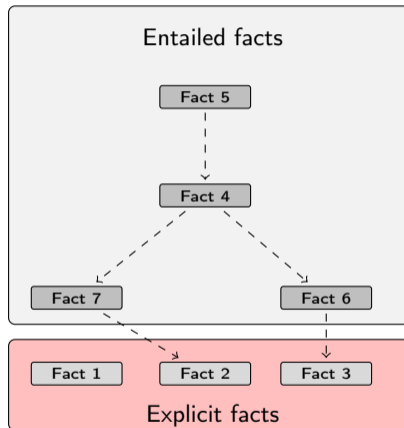


Figure: Backward chaining uses rules to expand queries.

Backward chaining: Example

RDFS/RDF knowledge base:

```
ex:Mammal rdfs:subClassOf ex:Vertebrate .
ex:KillerWhale rdfs:subClassOf ex:Mammal .
ex:Lion rdfs:subClassOf ex:Mammal .

ex:Keiko rdf:type ex:KillerWhale .
ex:Simba rdf:type ex:Lion .
```

Backward chaining: Example

RDFS/RDF knowledge base:

```

ex:Mammal rdfs:subClassOf ex:Vertebrate .
ex:KillerWhale rdfs:subClassOf ex:Mammal .
ex:Lion rdfs:subClassOf ex:Mammal .
ex:Keiko rdf:type ex:KillerWhale .
ex:Simba rdf:type ex:Lion .

```

$$\frac{A \text{ rdfs:subClassOf } B . \quad x \text{ rdf:type } A .}{x \text{ rdf:type } B .}$$

Query:

```

SELECT ?x WHERE { ?x rdf:type ex:Vertebrate . }

```

Inferred triples:

Backward chaining: Example

RDFS/RDF knowledge base:

```

ex:Mammal rdfs:subClassOf ex:Vertebrate .
ex:KillerWhale rdfs:subClassOf ex:Mammal .
ex:Lion rdfs:subClassOf ex:Mammal .
ex:Keiko rdf:type ex:KillerWhale .
ex:Simba rdf:type ex:Lion .

```

$$\frac{A \text{ rdfs:subClassOf } B . \quad x \text{ rdf:type } A .}{x \text{ rdf:type } B .}$$

Query:

```

SELECT ?x WHERE { ?x rdf:type ex:Vertebrate . }

```

Inferred triples:

```

?x rdf:type ex:Vertabrate .

```

Backward chaining: Example

RDFS/RDF knowledge base:

```

ex:Mammal rdfs:subClassOf ex:Vertebrate .
ex:KillerWhale rdfs:subClassOf ex:Mammal .
ex:Lion rdfs:subClassOf ex:Mammal .
ex:Keiko rdf:type ex:KillerWhale .
ex:Simba rdf:type ex:Lion .

```

$$\frac{A \text{ rdfs:subClassOf } B . \quad x \text{ rdf:type } A .}{x \text{ rdf:type } B .}$$

Query:

```

SELECT ?x WHERE { ?x rdf:type ex:Vertebrate . }

```

Inferred triples:

```

?x rdf:type ex:Vertebrate .
?x rdf:type ex:Mammal . (rdfs9)

```

Backward chaining: Example

RDFS/RDF knowledge base:

```
ex:Mammal rdfs:subClassOf ex:Vertebrate .
ex:KillerWhale rdfs:subClassOf ex:Mammal .
ex:Lion rdfs:subClassOf ex:Mammal .
ex:Keiko rdf:type ex:KillerWhale .
ex:Simba rdf:type ex:Lion .
```

$$\frac{A \text{ rdfs:subClassOf } B . \quad x \text{ rdf:type } A .}{x \text{ rdf:type } B .}$$

Query:

```
SELECT ?x WHERE { ?x rdf:type ex:Vertebrate . }
```

Inferred triples:

```
?x rdf:type ex:Vertabrate .
?x rdf:type ex:Mammal . (rdfs9)
?x rdf:type ex:KillerWhale . (rdfs9) ⇒ ?x = ex:Keiko
```

Backward chaining: Example

RDFS/RDF knowledge base:

```

ex:Mammal rdfs:subClassOf ex:Vertebrate .
ex:KillerWhale rdfs:subClassOf ex:Mammal .
ex:Lion rdfs:subClassOf ex:Mammal .
ex:Keiko rdf:type ex:KillerWhale .
ex:Simba rdf:type ex:Lion .

```

$$\frac{A \text{ rdfs:subClassOf } B . \quad x \text{ rdf:type } A .}{x \text{ rdf:type } B .}$$

Query:

```

SELECT ?x WHERE { ?x rdf:type ex:Vertebrate . }

```

Inferred triples:

```

?x rdf:type ex:Vertebrate .
?x rdf:type ex:Mammal .   (rdfs9)
?x rdf:type ex:KillerWhale .   (rdfs9) ⇒ ?x = ex:Keiko
?x rdf:type ex:Lion .   (rdfs9) ⇒ ?x = ex:Simba

```

Drawbacks and benefits of backward chaining

Computing answers on demand is suitable where:

Drawbacks and benefits of backward chaining

Computing answers on demand is suitable where:

- there is little need for reuse of computed answers

Drawbacks and benefits of backward chaining

Computing answers on demand is suitable where:

- there is little need for reuse of computed answers
- answers can be efficiently computed at runtime

Drawbacks and benefits of backward chaining

Computing answers on demand is suitable where:

- there is little need for reuse of computed answers
- answers can be efficiently computed at runtime
- answers come from multiple dynamic sources

Drawbacks and benefits of backward chaining

Computing answers on demand is suitable where:

- there is little need for reuse of computed answers
- answers can be efficiently computed at runtime
- answers come from multiple dynamic sources

Benefits:

Drawbacks and benefits of backward chaining

Computing answers on demand is suitable where:

- there is little need for reuse of computed answers
- answers can be efficiently computed at runtime
- answers come from multiple dynamic sources

Benefits:

- only the relevant inferences are drawn

Drawbacks and benefits of backward chaining

Computing answers on demand is suitable where:

- there is little need for reuse of computed answers
- answers can be efficiently computed at runtime
- answers come from multiple dynamic sources

Benefits:

- only the relevant inferences are drawn
- truth maintenance is automatic

Drawbacks and benefits of backward chaining

Computing answers on demand is suitable where:

- there is little need for reuse of computed answers
- answers can be efficiently computed at runtime
- answers come from multiple dynamic sources

Benefits:

- only the relevant inferences are drawn
- truth maintenance is automatic
- no persistent storage space needed

Drawbacks and benefits of backward chaining

Computing answers on demand is suitable where:

- there is little need for reuse of computed answers
- answers can be efficiently computed at runtime
- answers come from multiple dynamic sources

Benefits:

- only the relevant inferences are drawn
- truth maintenance is automatic
- no persistent storage space needed

Drawbacks:

Drawbacks and benefits of backward chaining

Computing answers on demand is suitable where:

- there is little need for reuse of computed answers
- answers can be efficiently computed at runtime
- answers come from multiple dynamic sources

Benefits:

- only the relevant inferences are drawn
- truth maintenance is automatic
- no persistent storage space needed

Drawbacks:

- trades insertion overhead for access overhead

Drawbacks and benefits of backward chaining

Computing answers on demand is suitable where:

- there is little need for reuse of computed answers
- answers can be efficiently computed at runtime
- answers come from multiple dynamic sources

Benefits:

- only the relevant inferences are drawn
- truth maintenance is automatic
- no persistent storage space needed

Drawbacks:

- trades insertion overhead for access overhead
- without caching, answers must be recomputed every time

Outline

- 1 Recap: Reasoning with rules
- 2 Backwards and forwards reasoning
- 3 The Jena reasoning system**
- 4 Built-in reasoners
- 5 Richer API with `OntModel`
- 6 External reasoners
- 7 A worked example

Quick facts

In Jena there is

Quick facts

In Jena there is

- a zillion ways to configure and plug-in a reasoner

Quick facts

In Jena there is

- a zillion ways to configure and plug-in a reasoner
- some seem rather haphazard

Quick facts

In Jena there is

- a zillion ways to configure and plug-in a reasoner
- some seem rather haphazard

Imposing order at the cost of precision we may say that. . .

Quick facts

In Jena there is

- a zillion ways to configure and plug-in a reasoner
- some seem rather haphazard

Imposing order at the cost of precision we may say that. . .

- reasoners fall into one of two categories

Quick facts

In Jena there is

- a zillion ways to configure and plug-in a reasoner
- some seem rather haphazard

Imposing order at the cost of precision we may say that. . .

- reasoners fall into one of two categories
 - built-in- and

Quick facts

In Jena there is

- a zillion ways to configure and plug-in a reasoner
- some seem rather haphazard

Imposing order at the cost of precision we may say that. . .

- reasoners fall into one of two categories
 - built-in- and
 - external reasoners

Quick facts

In Jena there is

- a zillion ways to configure and plug-in a reasoner
- some seem rather haphazard

Imposing order at the cost of precision we may say that...

- reasoners fall into one of two categories
 - built-in- and
 - external reasoners
- ...and are combined with two kinds of model

Quick facts

In Jena there is

- a zillion ways to configure and plug-in a reasoner
- some seem rather haphazard

Imposing order at the cost of precision we may say that...

- reasoners fall into one of two categories
 - built-in- and
 - external reasoners
- ...and are combined with two kinds of model
 - models of type `InfModel`, and

Quick facts

In Jena there is

- a zillion ways to configure and plug-in a reasoner
- some seem rather haphazard

Imposing order at the cost of precision we may say that...

- reasoners fall into one of two categories
 - built-in- and
 - external reasoners
- ...and are combined with two kinds of model
 - models of type `InfModel`, and
 - models of type `OntModel`

Quick facts

In Jena there is

- a zillion ways to configure and plug-in a reasoner
- some seem rather haphazard

Imposing order at the cost of precision we may say that...

- reasoners fall into one of two categories
 - built-in- and
 - external reasoners
- ...and are combined with two kinds of model
 - models of type `InfModel`, and
 - models of type `OntModel`
- Different reasoners implement different logics, e.g

Quick facts

In Jena there is

- a zillion ways to configure and plug-in a reasoner
- some seem rather haphazard

Imposing order at the cost of precision we may say that...

- reasoners fall into one of two categories
 - built-in- and
 - external reasoners
- ...and are combined with two kinds of model
 - models of type `InfModel`, and
 - models of type `OntModel`
- Different reasoners implement different logics, e.g.
 - Transitive reasoning,

Quick facts

In Jena there is

- a zillion ways to configure and plug-in a reasoner
- some seem rather haphazard

Imposing order at the cost of precision we may say that...

- reasoners fall into one of two categories
 - built-in- and
 - external reasoners
- ... and are combined with two kinds of model
 - models of type `InfModel`, and
 - models of type `OntModel`
- Different reasoners implement different logics, e.g.
 - Transitive reasoning,
 - RDFS,

Quick facts

In Jena there is

- a zillion ways to configure and plug-in a reasoner
- some seem rather haphazard

Imposing order at the cost of precision we may say that...

- reasoners fall into one of two categories
 - built-in- and
 - external reasoners
- ...and are combined with two kinds of model
 - models of type `InfModel`, and
 - models of type `OntModel`
- Different reasoners implement different logics, e.g.
 - Transitive reasoning,
 - RDFS,
 - OWL

Reasoners, Factories, Registries. . .



Reasoners, Factories, Registries. . .

- Every reasoner is an object of class Reasoner



Reasoners, Factories, Registries. . .

- Every reasoner is an object of class Reasoner
- These are created by ReasonerFactory objects



Reasoners, Factories, Registries. . .

- Every reasoner is an object of class Reasoner
- These are created by ReasonerFactory objects
- So: one ReasonerFactory per type of reasoner



Reasoners, Factories, Registries. . .

- Every reasoner is an object of class Reasoner
- These are created by ReasonerFactory objects
- So: one ReasonerFactory per type of reasoner
- All reasoner factories are stored in a global ReasonerRegistry



Reasoners, Factories, Registries. . .

- Every reasoner is an object of class Reasoner
- These are created by ReasonerFactory objects
- So: one ReasonerFactory per type of reasoner
- All reasoner factories are stored in a global ReasonerRegistry
 - Allows finding a factory for reasoners by URI



Reasoners, Factories, Registries. . .

- Every reasoner is an object of class Reasoner
- These are created by ReasonerFactory objects
- So: one ReasonerFactory per type of reasoner
- All reasoner factories are stored in a global ReasonerRegistry
 - Allows finding a factory for reasoners by URI
 - Also by “descriptions” which are again RDF



Reasoners, Factories, Registries. . .

- Every reasoner is an object of class Reasoner
- These are created by ReasonerFactory objects
- So: one ReasonerFactory per type of reasoner
- All reasoner factories are stored in a global ReasonerRegistry
 - Allows finding a factory for reasoners by URI
 - Also by “descriptions” which are again RDF
- Example:



```
ReasonerRegistry registry = ReasonerRegistry.theRegistry();  
String reasonerURI = "http://jena.hpl.hp.com/2003/RDFSExptRuleReasoner";  
ReasonerFactory factory = registry.getFactory(reasonerURI);  
Reasoner reasoner = factory.create(config);
```

Reasoners, Factories, Registries. . .

- Every reasoner is an object of class Reasoner
- These are created by ReasonerFactory objects
- So: one ReasonerFactory per type of reasoner
- All reasoner factories are stored in a global ReasonerRegistry
 - Allows finding a factory for reasoners by URI
 - Also by “descriptions” which are again RDF

- Example:

```
ReasonerRegistry registry = ReasonerRegistry.theRegistry();  
String reasonerURI = "http://jena.hpl.hp.com/2003/RDFSExptRuleReasoner";  
ReasonerFactory factory = registry.getFactory(reasonerURI);  
Reasoner reasoner = factory.create(config);
```

- config is a Resource that describes requested features for the reasoner.



Inference Models

- Now a `Model` with inferencing can be constructed, given

Inference Models

- Now a `Model` with inferencing can be constructed, given
 - an underlying `Model` with “raw” data

Inference Models

- Now a `Model` with inferencing can be constructed, given
 - an underlying `Model` with “raw” data
 - a `Reasoner` instance

Inference Models

- Now a `Model` with inferencing can be constructed, given
 - an underlying `Model` with “raw” data
 - a `Reasoner` instance

```
InfModel inf = ModelFactory.createInfModel(reasoner, rawModel);
```

Inference Models

- Now a `Model` with inferencing can be constructed, given
 - an underlying `Model` with “raw” data
 - a `Reasoner` instance

```
InfModel inf = ModelFactory.createInfModel(reasoner, rawModel);
```

- Depending on `reasoner`, this `InfModel` might do

Inference Models

- Now a `Model` with inferencing can be constructed, given
 - an underlying `Model` with “raw” data
 - a `Reasoner` instance

```
InfModel inf = ModelFactory.createInfModel(reasoner, rawModel);
```

- Depending on `reasoner`, this `InfModel` might do
 - forward chaining: precompute all consequences of triples in `rawModel`

Inference Models

- Now a `Model` with inferencing can be constructed, given
 - an underlying `Model` with “raw” data
 - a `Reasoner` instance

```
InfModel inf = ModelFactory.createInfModel(reasoner, rawModel);
```

- Depending on `reasoner`, this `InfModel` might do
 - forward chaining: precompute all consequences of triples in `rawModel`
 - backward chaining: triggered by SPARQL queries or `list(...)` calls

Inference Models

- Now a `Model` with inferencing can be constructed, given
 - an underlying `Model` with “raw” data
 - a `Reasoner` instance

```
InfModel inf = ModelFactory.createInfModel(reasoner, rawModel);
```

- Depending on `reasoner`, this `InfModel` might do
 - forward chaining: precompute all consequences of triples in `rawModel`
 - backward chaining: triggered by SPARQL queries or `list(...)` calls
- Different reasoners compute different sets of consequences:

Inference Models

- Now a `Model` with inferencing can be constructed, given
 - an underlying `Model` with “raw” data
 - a `Reasoner` instance

```
InfModel inf = ModelFactory.createInfModel(reasoner, rawModel);
```

- Depending on `reasoner`, this `InfModel` might do
 - forward chaining: precompute all consequences of triples in `rawModel`
 - backward chaining: triggered by SPARQL queries or `list(...)` calls
- Different reasoners compute different sets of consequences:
 - “transitive” reasoner: only `subClassOf` hierarchy, etc.

Inference Models

- Now a `Model` with inferencing can be constructed, given
 - an underlying `Model` with “raw” data
 - a `Reasoner` instance

```
InfModel inf = ModelFactory.createInfModel(reasoner, rawModel);
```

- Depending on `reasoner`, this `InfModel` might do
 - forward chaining: precompute all consequences of triples in `rawModel`
 - backward chaining: triggered by SPARQL queries or `list(...)` calls
- Different reasoners compute different sets of consequences:
 - “transitive” reasoner: only `subClassOf` hierarchy, etc.
 - RDFS reasoner: all RDFS inference rules

Inference Models

- Now a `Model` with inferencing can be constructed, given

- an underlying `Model` with “raw” data
- a `Reasoner` instance

```
InfModel inf = ModelFactory.createInfModel(reasoner, rawModel);
```

- Depending on `reasoner`, this `InfModel` might do
 - forward chaining: precompute all consequences of triples in `rawModel`
 - backward chaining: triggered by SPARQL queries or `list(...)` calls
- Different reasoners compute different sets of consequences:
 - “transitive” reasoner: only `subClassOf` hierarchy, etc.
 - RDFS reasoner: all RDFS inference rules
 - OWL/mini/micro: various subsets of OWL inferences

Inference Models

- Now a `Model` with inferencing can be constructed, given

- an underlying `Model` with “raw” data
- a `Reasoner` instance

```
InfModel inf = ModelFactory.createInfModel(reasoner, rawModel);
```

- Depending on `reasoner`, this `InfModel` might do
 - forward chaining: precompute all consequences of triples in `rawModel`
 - backward chaining: triggered by SPARQL queries or `list(...)` calls
- Different reasoners compute different sets of consequences:
 - “transitive” reasoner: only `subClassOf` hierarchy, etc.
 - RDFS reasoner: all RDFS inference rules
 - OWL/mini/micro: various subsets of OWL inferences
- Most reasoners can be configured before binding them to a model, to change various details of their behaviour.

The road most often travelled...

- Convenience methods are used to construct standard reasoners or inference models

The road most often travelled...

- Convenience methods are used to construct standard reasoners or inference models
- Get standard reasoners from ReasonerRegistry:
`Reasoner reasoner = ReasonerRegistry.getRDFSReasoner();`

The road most often travelled...

- Convenience methods are used to construct standard reasoners or inference models
- Get standard reasoners from ReasonerRegistry:
`Reasoner reasoner = ReasonerRegistry.getRDFSReasoner();`
- Get inference models with standard reasoners from ModelFactory:
`InfModel inf = ModelFactory.createRDFSModel(rawModel);`

The road most often travelled...

- Convenience methods are used to construct standard reasoners or inference models
- Get standard reasoners from ReasonerRegistry:
`Reasoner reasoner = ReasonerRegistry.getRDFSReasoner();`
- Get inference models with standard reasoners from ModelFactory:
`InfModel inf = ModelFactory.createRDFSModel(rawModel);`
- What's the point of the long winded way?

The road most often travelled...

- Convenience methods are used to construct standard reasoners or inference models
- Get standard reasoners from ReasonerRegistry:
`Reasoner reasoner = ReasonerRegistry.getRDFSReasoner();`
- Get inference models with standard reasoners from ModelFactory:
`InfModel inf = ModelFactory.createRDFSModel(rawModel);`
- What's the point of the long winded way?
 - Can ask for non-builtin provers, e.g. Pellet

The road most often travelled...

- Convenience methods are used to construct standard reasoners or inference models
- Get standard reasoners from ReasonerRegistry:
`Reasoner reasoner = ReasonerRegistry.getRDFSReasoner();`
- Get inference models with standard reasoners from ModelFactory:
`InfModel inf = ModelFactory.createRDFSModel(rawModel);`
- What's the point of the long winded way?
 - Can ask for non-builtin provers, e.g. Pellet
 - Can configure reasoners

Simplified overview

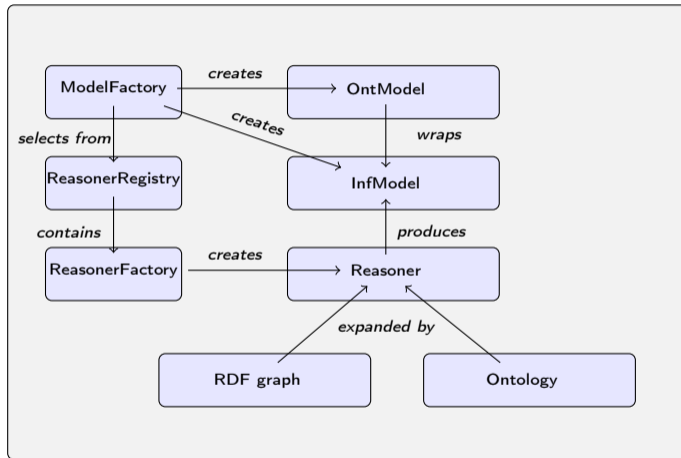


Figure: The structure of the reasoning system

Outline

- 1 Recap: Reasoning with rules
- 2 Backwards and forwards reasoning
- 3 The Jena reasoning system
- 4 Built-in reasoners**
- 5 Richer API with `OntModel`
- 6 External reasoners
- 7 A worked example

Built-in reasoners

Transitive reasoners:

Built-in reasoners

Transitive reasoners:

- provides support for simple taxonomy traversal

Built-in reasoners

Transitive reasoners:

- provides support for simple taxonomy traversal
- implements only the **reflexivity** and **transitivity** of

Built-in reasoners

Transitive reasoners:

- provides support for simple taxonomy traversal
- implements only the **reflexivity** and **transitivity** of
 - `rdfs:subPropertyOf`, and

Built-in reasoners

Transitive reasoners:

- provides support for simple taxonomy traversal
- implements only the **reflexivity** and **transitivity** of
 - `rdfs:subPropertyOf`, and
 - `rdfs:subClassOf`.

Built-in reasoners

Transitive reasoners:

- provides support for simple taxonomy traversal
- implements only the **reflexivity** and **transitivity** of
 - `rdfs:subPropertyOf`, and
 - `rdfs:subClassOf`.

RDFS reasoners:

Built-in reasoners

Transitive reasoners:

- provides support for simple taxonomy traversal
- implements only the **reflexivity** and **transitivity** of
 - `rdfs:subPropertyOf`, and
 - `rdfs:subClassOf`.

RDFS reasoners:

- supports (most of) the axioms and inference rules specific to RDFS.

Built-in reasoners

Transitive reasoners:

- provides support for simple taxonomy traversal
- implements only the **reflexivity** and **transitivity** of
 - `rdfs:subPropertyOf`, and
 - `rdfs:subClassOf`.

RDFS reasoners:

- supports (most of) the axioms and inference rules specific to RDFS.

OWL, OWL mini/micro reasoners:

Built-in reasoners

Transitive reasoners:

- provides support for simple taxonomy traversal
- implements only the **reflexivity** and **transitivity** of
 - `rdfs:subPropertyOf`, and
 - `rdfs:subClassOf`.

RDFS reasoners:

- supports (most of) the axioms and inference rules specific to RDFS.

OWL, OWL mini/micro reasoners:

- implements different subsets of the OWL specification

Obtaining a built-in reasoner

Three main ways of obtaining a built-in reasoner:

Obtaining a built-in reasoner

Three main ways of obtaining a built-in reasoner:

- 1 call a convenience method on the `ModelFactory`

Obtaining a built-in reasoner

Three main ways of obtaining a built-in reasoner:

- 1 call a convenience method on the `ModelFactory`
 - which calls a `ReasonerFactory` in the `ReasonerRegistry`, and

Obtaining a built-in reasoner

Three main ways of obtaining a built-in reasoner:

- 1 call a convenience method on the `ModelFactory`
 - which calls a `ReasonerFactory` in the `ReasonerRegistry`, and
 - returns an `InfModel` all in one go

Obtaining a built-in reasoner

Three main ways of obtaining a built-in reasoner:

- 1 call a convenience method on the `ModelFactory`
 - which calls a `ReasonerFactory` in the `ReasonerRegistry`, and
 - returns an `InfModel` all in one go
- 2 call a static method in the `ReasonerRegistry`,

Obtaining a built-in reasoner

Three main ways of obtaining a built-in reasoner:

- 1 call a convenience method on the `ModelFactory`
 - which calls a `ReasonerFactory` in the `ReasonerRegistry`, and
 - returns an `InfModel` all in one go
- 2 call a static method in the `ReasonerRegistry`,
 - the static method returns a reasoner object

Obtaining a built-in reasoner

Three main ways of obtaining a built-in reasoner:

- 1 call a convenience method on the `ModelFactory`
 - which calls a `ReasonerFactory` in the `ReasonerRegistry`, and
 - returns an `InfModel` all in one go

- 2 call a static method in the `ReasonerRegistry`,
 - the static method returns a reasoner object
 - pass it to `ModelFactory.createInfModel()`

Obtaining a built-in reasoner

Three main ways of obtaining a built-in reasoner:

- 1 call a convenience method on the `ModelFactory`
 - which calls a `ReasonerFactory` in the `ReasonerRegistry`, and
 - returns an `InfModel` all in one go

- 2 call a static method in the `ReasonerRegistry`,
 - the static method returns a reasoner object
 - pass it to `ModelFactory.createInfModel()`
 - along with a model and a dataset

Obtaining a built-in reasoner

Three main ways of obtaining a built-in reasoner:

- 1 call a convenience method on the `ModelFactory`
 - which calls a `ReasonerFactory` in the `ReasonerRegistry`, and
 - returns an `InfModel` all in one go
- 2 call a static method in the `ReasonerRegistry`,
 - the static method returns a reasoner object
 - pass it to `ModelFactory.createInfModel()`
 - along with a model and a dataset
- 3 use a reasoner factory directly

Obtaining a built-in reasoner

Three main ways of obtaining a built-in reasoner:

- 1 call a convenience method on the `ModelFactory`
 - which calls a `ReasonerFactory` in the `ReasonerRegistry`, and
 - returns an `InfModel` all in one go
- 2 call a static method in the `ReasonerRegistry`,
 - the static method returns a reasoner object
 - pass it to `ModelFactory.createInfModel()`
 - along with a model and a dataset
- 3 use a reasoner factory directly
 - covered in connection with external reasoners later

Example I: Using a convenience method

A simple RDFS model

```
Model sche = FileManager.get().loadModel(aURI);  
Model dat = FileManager.get().loadModel(bURI);  
InfModel inferredModel = ModelFactory.createRDFSModel(sche, dat);
```

Example I: Using a convenience method

A simple RDFS model

```
Model sche = FileManager.get().loadModel(aURI);  
Model dat = FileManager.get().loadModel(bURI);  
InfModel inferredModel = ModelFactory.createRDFSModel(sche, dat);
```

method `createRDFSModel()` returns an `InfModel`

Example I: Using a convenience method

A simple RDFS model

```
Model sche = FileManager.get().loadModel(aURI);  
Model dat = FileManager.get().loadModel(bURI);  
InfModel inferredModel = ModelFactory.createRDFSModel(sche, dat);
```

method `createRDFSModel()` returns an `InfModel`

- An `InfModel` has a **basic inference API**, such as;

Example I: Using a convenience method

A simple RDFS model

```
Model sche = FileManager.get().loadModel(aURI);  
Model dat = FileManager.get().loadModel(bURI);  
InfModel inferredModel = ModelFactory.createRDFSModel(sche, dat);
```

method `createRDFSModel()` returns an `InfModel`

- An `InfModel` has a **basic inference API**, such as;
 - `getDeductionsModel()` which returns the inferred triples,

Example I: Using a convenience method

A simple RDFS model

```
Model sche = FileManager.get().loadModel(aURI);  
Model dat = FileManager.get().loadModel(bURI);  
InfModel inferredModel = ModelFactory.createRDFSModel(sche, dat);
```

method `createRDFSModel()` returns an `InfModel`

- An `InfModel` has a **basic inference API**, such as;
 - `getDeductionsModel()` which returns the inferred triples,
 - `getRawModel()` which returns the base triples,

Example I: Using a convenience method

A simple RDFS model

```
Model sche = FileManager.get().loadModel(aURI);  
Model dat = FileManager.get().loadModel(bURI);  
InfModel inferredModel = ModelFactory.createRDFSModel(sche, dat);
```

method `createRDFSModel()` returns an `InfModel`

- An `InfModel` has a **basic inference API**, such as;
 - `getDeductionsModel()` which returns the inferred triples,
 - `getRawModel()` which returns the base triples,
 - `getReasoner()` which returns the RDFS reasoner,

Example I: Using a convenience method

A simple RDFS model

```
Model sche = FileManager.get().loadModel(aURI);  
Model dat = FileManager.get().loadModel(bURI);  
InfModel inferredModel = ModelFactory.createRDFSModel(sche, dat);
```

method `createRDFSModel()` returns an `InfModel`

- An `InfModel` has a **basic inference API**, such as;
 - `getDeductionsModel()` which returns the inferred triples,
 - `getRawModel()` which returns the base triples,
 - `getReasoner()` which returns the RDFS reasoner,
 - `getDerivation(stmt)` which returns a trace of the derivation

Example II: Using static methods in the registry

```
using ModelFactory.createInfModel
```

```
Model sche = FileManager.get().loadModel(aURI);
```

```
Model dat = FileManager.get().loadModel(bURI);
```

```
Reasoner reas = ReasonerRegistry.getOWLReasoner();
```

```
InfModel inf = ModelFactory.createInfModel(reas, sche, dat);
```

Example II: Using static methods in the registry

```
using ModelFactory.createInfModel
```

```
Model sche = FileManager.get().loadModel(aURI);  
Model dat = FileManager.get().loadModel(bURI);  
  
Reasoner reas = ReasonerRegistry.getOWLReasoner();  
InfModel inf = ModelFactory.createInfModel(reas, sche, dat);
```

Virtues of this approach:

Example II: Using static methods in the registry

```
using ModelFactory.createInfModel
```

```
Model sche = FileManager.get().loadModel(aURI);  
Model dat = FileManager.get().loadModel(bURI);  
  
Reasoner reas = ReasonerRegistry.getOWLReasoner();  
InfModel inf = ModelFactory.createInfModel(reas, sche, dat);
```

Virtues of this approach:

- we retain a reference to the reasoner,

Example II: Using static methods in the registry

```
using ModelFactory.createInfModel
```

```
Model sche = FileManager.get().loadModel(aURI);  
Model dat = FileManager.get().loadModel(bURI);  
  
Reasoner reas = ReasonerRegistry.getOWLReasoner();  
InfModel inf = ModelFactory.createInfModel(reas, sche, dat);
```

Virtues of this approach:

- we retain a reference to the reasoner,
- that can be used to configure it

Example II: Using static methods in the registry

```
using ModelFactory.createInfModel
```

```
Model sche = FileManager.get().loadModel(aURI);  
Model dat = FileManager.get().loadModel(bURI);  
  
Reasoner reas = ReasonerRegistry.getOWLReasoner();  
InfModel inf = ModelFactory.createInfModel(reas, sche, dat);
```

Virtues of this approach:

- we retain a reference to the reasoner,
- that can be used to configure it
 - e.g. to do backwards or forwards chaining

Example II: Using static methods in the registry

```
using ModelFactory.createInfModel
```

```
Model sche = FileManager.get().loadModel(aURI);  
Model dat = FileManager.get().loadModel(bURI);  
  
Reasoner reas = ReasonerRegistry.getOWLReasoner();  
InfModel inf = ModelFactory.createInfModel(reas, sche, dat);
```

Virtues of this approach:

- we retain a reference to the reasoner,
- that can be used to configure it
 - e.g. to do backwards or forwards chaining
 - ...mind you, not all reasoners can do both

Example II: Using static methods in the registry

using `ModelFactory.createInfModel`

```
Model sche = FileManager.get().loadModel(aURI);  
Model dat = FileManager.get().loadModel(bURI);  
  
Reasoner reas = ReasonerRegistry.getOWLReasoner();  
InfModel inf = ModelFactory.createInfModel(reas, sche, dat);
```

Virtues of this approach:

- we retain a reference to the reasoner,
- that can be used to configure it
 - e.g. to do backwards or forwards chaining
 - ... mind you, not all reasoners can do both
- similar for built-in and external reasoners alike

Outline

- 1 Recap: Reasoning with rules
- 2 Backwards and forwards reasoning
- 3 The Jena reasoning system
- 4 Built-in reasoners
- 5 Richer API with `OntModel`**
- 6 External reasoners
- 7 A worked example

An *OntModel* is ontology-aware

An `InfModel` provides

An *OntModel* is ontology-aware

An `InfModel` provides

- basic functionality associated with the reasoner, and

An *OntModel* is ontology-aware

An `InfModel` provides

- basic functionality associated with the reasoner, and
- basic functionality to sort entailed from explicit statements

An *OntModel* is ontology-aware

An `InfModel` provides

- basic functionality associated with the reasoner, and
- basic functionality to sort entailed from explicit statements
- ... but no fine-grained control over an ontology

An *OntModel* is ontology-aware

An `InfModel` provides

- basic functionality associated with the reasoner, and
- basic functionality to sort entailed from explicit statements
- ... but no fine-grained control over an ontology

An `OntModel` provides

An *OntModel* is ontology-aware

An `InfModel` provides

- basic functionality associated with the reasoner, and
- basic functionality to sort entailed from explicit statements
- ... but no fine-grained control over an ontology

An `OntModel` provides

- a richer view of a knowledge base

An *OntModel* is ontology-aware

An `InfModel` provides

- basic functionality associated with the reasoner, and
- basic functionality to sort entailed from explicit statements
- ... but no fine-grained control over an ontology

An `OntModel` provides

- a richer view of a knowledge base
- in terms of ontological concepts

An *OntModel* is ontology-aware

An `InfModel` provides

- basic functionality associated with the reasoner, and
- basic functionality to sort entailed from explicit statements
- ... but no fine-grained control over an ontology

An `OntModel` provides

- a richer view of a knowledge base
- in terms of ontological concepts
- mirrored by methods such as

An *OntModel* is ontology-aware

An `InfModel` provides

- basic functionality associated with the reasoner, and
- basic functionality to sort entailed from explicit statements
- ... but no fine-grained control over an ontology

An `OntModel` provides

- a richer view of a knowledge base
- in terms of ontological concepts
- mirrored by methods such as
 - `createClass()`

An *OntModel* is ontology-aware

An `InfModel` provides

- basic functionality associated with the reasoner, and
- basic functionality to sort entailed from explicit statements
- ... but no fine-grained control over an ontology

An `OntModel` provides

- a richer view of a knowledge base
- in terms of ontological concepts
- mirrored by methods such as
 - `createClass()`
 - `createDatatypeProperty()`

An *OntModel* is ontology-aware

An `InfModel` provides

- basic functionality associated with the reasoner, and
- basic functionality to sort entailed from explicit statements
- ... but no fine-grained control over an ontology

An `OntModel` provides

- a richer view of a knowledge base
- in terms of ontological concepts
- mirrored by methods such as
 - `createClass()`
 - `createDatatypeProperty()`
 - `getIntersectionClass()`

contd.

An *OntModel* does not by itself compute entailments

contd.

An *OntModel* does not by itself compute entailments

- it is merely a wrapper

contd.

An *OntModel* does not by itself compute entailments

- it is merely a wrapper
- that provides a convenient API

contd.

An *OntModel* does not by itself compute entailments

- it is merely a wrapper
- that provides a convenient API
- given that your data is described by an ontology

contd.

An *OntModel* does not by itself compute entailments

- it is merely a wrapper
- that provides a convenient API
- given that your data is described by an ontology

However,

contd.

An *OntModel* does not by itself compute entailments

- it is merely a wrapper
- that provides a convenient API
- given that your data is described by an ontology

However,

- an `OntModel` can be constructed according to a **specification object**

contd.

An *OntModel* does not by itself compute entailments

- it is merely a wrapper
- that provides a convenient API
- given that your data is described by an ontology

However,

- an `OntModel` can be constructed according to a **specification object**
- that, among other things, tells Jena which reasoner to use

contd.

An *OntModel* does not by itself compute entailments

- it is merely a wrapper
- that provides a convenient API
- given that your data is described by an ontology

However,

- an `OntModel` can be constructed according to a **specification object**
- that, among other things, tells Jena which reasoner to use

More generally, an `OntModelSpec` encapsulates

contd.

An *OntModel* does not by itself compute entailments

- it is merely a wrapper
- that provides a convenient API
- given that your data is described by an ontology

However,

- an `OntModel` can be constructed according to a **specification object**
- that, among other things, tells Jena which reasoner to use

More generally, an `OntModelSpec` encapsulates

- the storage scheme,

contd.

An *OntModel* does not by itself compute entailments

- it is merely a wrapper
- that provides a convenient API
- given that your data is described by an ontology

However,

- an `OntModel` can be constructed according to a **specification object**
- that, among other things, tells Jena which reasoner to use

More generally, an `OntModelSpec` encapsulates

- the storage scheme,
- language profile,

contd.

An *OntModel* does not by itself compute entailments

- it is merely a wrapper
- that provides a convenient API
- given that your data is described by an ontology

However,

- an `OntModel` can be constructed according to a **specification object**
- that, among other things, tells Jena which reasoner to use

More generally, an `OntModelSpec` encapsulates

- the storage scheme,
- language profile,
- and the reasoner associated with a particular `OntModel`

Some predefined specification objects

The class `OntModelSpec` contains static references to prebuilt instances:

Some predefined specification objects

The class `OntModelSpec` contains static references to prebuilt instances:

`OWL_DL_MEM_RDFS_INF`: In-memory OWL DL model that uses the RDFS inference engine.

Some predefined specification objects

The class `OntModelSpec` contains static references to prebuilt instances:

`OWL_DL_MEM_RDFS_INF`: In-memory OWL DL model that uses the RDFS inference engine.

`OWL_LITE_MEM`: In-memory OWL Lite model. No reasoning.

Some predefined specification objects

The class `OntModelSpec` contains static references to prebuilt instances:

`OWL_DL_MEM_RDFS_INF`: In-memory OWL DL model that uses the RDFS inference engine.

`OWL_LITE_MEM`: In-memory OWL Lite model. No reasoning.

`OWL_MEM_MICRO_RULE_INF`: In-memory OWL model uses the OWLMicro inference engine.

Some predefined specification objects

The class `OntModelSpec` contains static references to prebuilt instances:

`OWL_DL_MEM_RDFS_INF`: In-memory OWL DL model that uses the RDFS inference engine.

`OWL_LITE_MEM`: In-memory OWL Lite model. No reasoning.

`OWL_MEM_MICRO_RULE_INF`: In-memory OWL model uses the OWLMicro inference engine.

`OWL_DL_MEM`: In-Memory OWL DL model. No reasoning.

Example: Configuring an `OntModel`

An `OntModel` is created by calling a method in `ModelFactory`

Example: Configuring an `OntModel`

An `OntModel` is created by calling a method in `ModelFactory`

Example: Configuring an OntModel

An OntModel is created by calling a method in ModelFactory

Specifying an OntModel

```
OntModelSpec spec = new OntModelSpec(OntModelSpec.OWL_DL_MEM);  
OntModel model = ModelFactory.createOntologyModel(spec, model);
```

Example: Configuring an OntModel

An OntModel is created by calling a method in ModelFactory

Specifying an OntModel

```
OntModelSpec spec = new OntModelSpec(OntModelSpec.OWL_DL_MEM);  
OntModel model = ModelFactory.createOntologyModel(spec, model);
```

Jena currently lags behind (... and has done so for quite a while)

Example: Configuring an OntModel

An OntModel is created by calling a method in ModelFactory

Specifying an OntModel

```
OntModelSpec spec = new OntModelSpec(OntModelSpec.OWL_DL_MEM);  
OntModel model = ModelFactory.createOntologyModel(spec, model);
```

Jena currently lags behind (... and has done so for quite a while)

- no spec for OWL 2

Example: Configuring an OntModel

An OntModel is created by calling a method in ModelFactory

Specifying an OntModel

```
OntModelSpec spec = new OntModelSpec(OntModelSpec.OWL_DL_MEM);  
OntModel model = ModelFactory.createOntologyModel(spec, model);
```

Jena currently lags behind (... and has done so for quite a while)

- no spec for OWL 2
- ...or any of its profiles

Example: Configuring an OntModel

An OntModel is created by calling a method in ModelFactory

Specifying an OntModel

```
OntModelSpec spec = new OntModelSpec(OntModelSpec.OWL_DL_MEM);  
OntModel model = ModelFactory.createOntologyModel(spec, model);
```

Jena currently lags behind (... and has done so for quite a while)

- no spec for OWL 2
- ...or any of its profiles
- does not mean that we cannot use OWL 2 ontologies with Jena

Example: Configuring an OntModel

An OntModel is created by calling a method in ModelFactory

Specifying an OntModel

```
OntModelSpec spec = new OntModelSpec(OntModelSpec.OWL_DL_MEM);  
OntModel model = ModelFactory.createOntologyModel(spec, model);
```

Jena currently lags behind (... and has done so for quite a while)

- no spec for OWL 2
- ... or any of its profiles
- does not mean that we cannot use OWL 2 ontologies with Jena
- but we do not have support in the API for all language constructs

Example: Configuring an OntModel

An OntModel is created by calling a method in ModelFactory

Specifying an OntModel

```
OntModelSpec spec = new OntModelSpec(OntModelSpec.OWL_DL_MEM);  
OntModel model = ModelFactory.createOntologyModel(spec, model);
```

Jena currently lags behind (... and has done so for quite a while)

- no spec for OWL 2
- ... or any of its profiles
- does not mean that we cannot use OWL 2 ontologies with Jena
- but we do not have support in the API for all language constructs
- some reasoners supply their own such API, e.g. Pellet

Question

So... we learnt how to use Jena to add, retrieve, modify triples
— why do we need reasoners?

Question

So... we learnt how to use Jena to add, retrieve, modify triples
— why do we need reasoners?

Many reasons:

- Separate logic (All symphony orchestras are ensembles) from control (when to add which triples): declarative programming.
- Can use ontology reasoners to check that the logic is OK. Much easier than checking that a Java program is OK.
- Getting the control right (and efficient) is not always easy. Using a generic reasoner reuses this know-how.

Outline

- 1 Recap: Reasoning with rules
- 2 Backwards and forwards reasoning
- 3 The Jena reasoning system
- 4 Built-in reasoners
- 5 Richer API with `OntModel`
- 6 External reasoners**
- 7 A worked example

Plugging in third-party reasoners

Jena's reasoning-system architecture makes it easy...

Plugging in third-party reasoners

Jena's reasoning-system architecture makes it easy...

- for third party vendors to write reasoners

Plugging in third-party reasoners

Jena's reasoning-system architecture makes it easy...

- for third party vendors to write reasoners
- that can be plugged in to Jena architecture

Plugging in third-party reasoners

Jena's reasoning-system architecture makes it easy...

- for third party vendors to write reasoners
- that can be plugged in to Jena architecture

External reasoners usually

Plugging in third-party reasoners

Jena's reasoning-system architecture makes it easy...

- for third party vendors to write reasoners
- that can be plugged in to Jena architecture

External reasoners usually

- check in a `ReasonerFactory` in the `ReasonerRegistry`, and

Plugging in third-party reasoners

Jena's reasoning-system architecture makes it easy...

- for third party vendors to write reasoners
- that can be plugged in to Jena architecture

External reasoners usually

- check in a `ReasonerFactory` in the `ReasonerRegistry`, and
- supply a `OntModelSpec` to be handed to the `ModelFactory`

Some better known ones

There are many, many reasoners to choose from, e.g.

Some better known ones

There are many, many reasoners to choose from, e.g.

- FaCT++

Some better known ones

There are many, many reasoners to choose from, e.g.

- FaCT++
- Cerebra Engine

Some better known ones

There are many, many reasoners to choose from, e.g.

- FaCT++
- Cerebra Engine
- CEL

Some better known ones

There are many, many reasoners to choose from, e.g.

- FaCT++
- Cerebra Engine
- CEL
- HermiT

Some better known ones

There are many, many reasoners to choose from, e.g.

- FaCT++
- Cerebra Engine
- CEL
- HermiT
- Pellet

Some better known ones

There are many, many reasoners to choose from, e.g.

- FaCT++
- Cerebra Engine
- CEL
- HermiT
- Pellet

Reasoning algorithms vary with purpose, scope, philosophy and age (!);

Some better known ones

There are many, many reasoners to choose from, e.g.

- FaCT++
- Cerebra Engine
- CEL
- HermiT
- Pellet

Reasoning algorithms vary with purpose, scope, philosophy and age (!);

- tableau reasoners (FaCT++, Pellet, Cerebra)

Some better known ones

There are many, many reasoners to choose from, e.g.

- FaCT++
- Cerebra Engine
- CEL
- HermiT
- Pellet

Reasoning algorithms vary with purpose, scope, philosophy and age (!);

- tableau reasoners (FaCT++, Pellet, Cerebra)
- rule-based reasoners (CEL)

Some better known ones

There are many, many reasoners to choose from, e.g.

- FaCT++
- Cerebra Engine
- CEL
- HermiT
- Pellet

Reasoning algorithms vary with purpose, scope, philosophy and age (!);

- tableau reasoners (FaCT++, Pellet, Cerebra)
- rule-based reasoners (CEL)
- hyper-tableaux (HermiT)

Some better known ones

There are many, many reasoners to choose from, e.g.

- FaCT++
- Cerebra Engine
- CEL
- HermiT
- Pellet

Reasoning algorithms vary with purpose, scope, philosophy and age (!);

- tableau reasoners (FaCT++, Pellet, Cerebra)
- rule-based reasoners (CEL)
- hyper-tableaux (HermiT)
- only rule reasoners have a notion of forwards vs. backwards

Using an external reasoner

- retrieve an instance of the reasoner:

```
Reasoner r;
```

```
r = PelletReasonerFactory.theInstance().create();
```

Using an external reasoner

- retrieve an instance of the reasoner:

```
Reasoner r;  
r = PelletReasonerFactory.theInstance().create();
```

- associate the reasoner with an `InfModel`, an ontology and a dataset:

```
InfModel inf;  
inf = ModelFactory.createInfModel(r, ontology, dataset);
```

Using an external reasoner

- retrieve an instance of the reasoner:

```
Reasoner r;  
r = PelletReasonerFactory.theInstance().create();
```

- associate the reasoner with an `InfModel`, an ontology and a dataset:

```
InfModel inf;  
inf = ModelFactory.createInfModel(r, ontology, dataset);
```

- Or: create an `OntModel` for a richer API:

```
OntModel m;  
m = ModelFactory.createOntologyModel(  
    PelletReasonerFactory.THE_SPEC);
```

Outline

- 1 Recap: Reasoning with rules
- 2 Backwards and forwards reasoning
- 3 The Jena reasoning system
- 4 Built-in reasoners
- 5 Richer API with `OntModel`
- 6 External reasoners
- 7 A worked example**

Integrating information from DBpedia

Quick facts about the DBpedia project:

Integrating information from DBpedia

Quick facts about the DBpedia project:

- aims to extract structured content from Wikipedia

Integrating information from DBpedia

Quick facts about the DBpedia project:

- aims to extract structured content from Wikipedia
- it is a community effort, so...

Integrating information from DBpedia

Quick facts about the DBpedia project:

- aims to extract structured content from Wikipedia
- it is a community effort, so...
- the data is not always uniform and consistent

Integrating information from DBpedia

Quick facts about the DBpedia project:

- aims to extract structured content from Wikipedia
- it is a community effort, so...
- the data is not always uniform and consistent
- distinct properties for 'intuitively similar' objects not uncommon, e.g.;

Integrating information from DBpedia

Quick facts about the DBpedia project:

- aims to extract structured content from Wikipedia
- it is a community effort, so...
- the data is not always uniform and consistent
- distinct properties for 'intuitively similar' objects not uncommon, e.g.;
 - `dbprop:doctoralStudents`

Integrating information from DBpedia

Quick facts about the DBpedia project:

- aims to extract structured content from Wikipedia
- it is a community effort, so...
- the data is not always uniform and consistent
- distinct properties for 'intuitively similar' objects not uncommon, e.g.;
 - `dbprop:doctoralStudents`
 - `dbpedia:doctoralStudent`

Who has worked with Jeffrey Ullman?

Ullman is one of the most referenced computer scientists

Who has worked with Jeffrey Ullman?

Ullman is one of the most referenced computer scientists

- DBpedia contains info about, e.g. his

Who has worked with Jeffrey Ullman?

Ullman is one of the most referenced computer scientists

- DBpedia contains info about, e.g. his
 - education and laureates

Who has worked with Jeffrey Ullman?

Ullman is one of the most referenced computer scientists

- DBpedia contains info about, e.g. his
 - education and laureates
 - citizenship and nationality

Who has worked with Jeffrey Ullman?

Ullman is one of the most referenced computer scientists

- DBpedia contains info about, e.g. his
 - education and laureates
 - citizenship and nationality
 - scientific contributions

Who has worked with Jeffrey Ullman?

Ullman is one of the most referenced computer scientists

- DBpedia contains info about, e.g. his
 - education and laureates
 - citizenship and nationality
 - scientific contributions

- say we wish to compile a list of his collaborators, including at least

Who has worked with Jeffrey Ullman?

Ullman is one of the most referenced computer scientists

- DBpedia contains info about, e.g. his
 - education and laureates
 - citizenship and nationality
 - scientific contributions
- say we wish to compile a list of his collaborators, including at least
 - advisors, and

Who has worked with Jeffrey Ullman?

Ullman is one of the most referenced computer scientists

- DBpedia contains info about, e.g. his
 - education and laureates
 - citizenship and nationality
 - scientific contributions
- say we wish to compile a list of his collaborators, including at least
 - advisors, and
 - PhD students

- set relevant prefixes:

```
String ont = "http://dbpedia.org/ontology/";  
String res = "http://dbpedia.org/resource/";  
String prop = "http://dbpedia.org/property/";  
String ex = "http://www.example.org/";
```

- set relevant prefixes:

```
String ont = "http://dbpedia.org/ontology/";  
String res = "http://dbpedia.org/resource/";  
String prop = "http://dbpedia.org/property/";  
String ex = "http://www.example.org/";
```

- connect to DBpedia, describe J. Ullman:

```
String dbpedia = "http://dbpedia.org/sparql";  
String describe = "DESCRIBE <" + res + "Jeffrey_Ullman>";  
QueryExecution qexc =  
    QueryExecutionFactory.sparqlService(dbpedia, describe);  
Model ullman = qexc.execDescribe();
```

- build an ontology of collaborators (or better, read it from file):

```
Model ontology = ModelFactory.createDefaultModel();
Property collab = ontology.createProperty(ex + "collaborator");
Property phds = ontology.createProperty(prop + "doctoralStudents");
Property phd = ontology.createProperty(ont + "doctoralStudent");
Property adv = ontology.createProperty(ont + "doctoralAdvisor");
ontology.add(phds, RDFS.subPropertyOf, collab);
ontology.add(phd, RDFS.subPropertyOf, collab);
ontology.add(adv, RDFS.subPropertyOf, collab);
```

- build an ontology of collaborators (or better, read it from file):

```
Model ontology = ModelFactory.createDefaultModel();
Property collab = ontology.createProperty(ex + "collaborator");
Property phds = ontology.createProperty(prop + "doctoralStudents");
Property phd = ontology.createProperty(ont + "doctoralStudent");
Property adv = ontology.createProperty(ont + "doctoralAdvisor");
ontology.add(phds, RDFS.subPropertyOf, collab);
ontology.add(phd, RDFS.subPropertyOf, collab);
ontology.add(adv, RDFS.subPropertyOf, collab);
```

- ... and reason over it:

```
InfModel inf;
inf = ModelFactory.createRDFSModel(ontology, ullman);
```

- build an ontology of collaborators (or better, read it from file):

```
Model ontology = ModelFactory.createDefaultModel();
Property collab = ontology.createProperty(ex + "collaborator");
Property phds = ontology.createProperty(prop + "doctoralStudents");
Property phd = ontology.createProperty(ont + "doctoralStudent");
Property adv = ontology.createProperty(ont + "doctoralAdvisor");
ontology.add(phds, RDFS.subPropertyOf, collab);
ontology.add(phd, RDFS.subPropertyOf, collab);
ontology.add(adv, RDFS.subPropertyOf, collab);
```

- ... and reason over it:

```
InfModel inf;
inf = ModelFactory.createRDFSModel(ontology, ullman);
```

- wrap it in an OntModel if you need a richer API

- write the query:

```
String qStr =  
"PREFIX ont: <" + ont + ">" +  
"PREFIX res: <" + res + ">" +  
"PREFIX ex: <" + ex + ">" +  
"SELECT ?collaborator WHERE {" +  
" res:Jeffrey_Ullman ex:collaborator ?collaborator." +  
"}";
```

- write the query:

```
String qStr =  
"PREFIX ont: <" + ont + ">" +  
"PREFIX res: <" + res + ">" +  
"PREFIX ex: <" + ex + ">" +  
"SELECT ?collaborator WHERE {" +  
" res:Jeffrey_Ullman ex:collaborator ?collaborator." +  
"}";
```

- execute it...

```
Query query = QueryFactory.create(qStr);  
QueryExecution qe = QueryExecutionFactory.create(query, inf);  
ResultSet res = qe.execSelect();
```

- write the query:

```
String qStr =  
"PREFIX ont: <" + ont + ">" +  
"PREFIX res: <" + res + ">" +  
"PREFIX ex: <" + ex + ">" +  
"SELECT ?collaborator WHERE {" +  
" res:Jeffrey_Ullman ex:collaborator ?collaborator." +  
"}";
```

- execute it...

```
Query query = QueryFactory.create(qStr);  
QueryExecution qe = QueryExecutionFactory.create(query, inf);  
ResultSet res = qe.execSelect();
```

- and, if, you like, print out the results

```
ResultSetFormatter.out(res, query);
```

Backwards reasoning over the same example

- backwards reasoning often suitable for stuff in memory

Backwards reasoning over the same example

- backwards reasoning often suitable for stuff in memory
- you need a reasoner capable of doing backwards reasoning

Backwards reasoning over the same example

- backwards reasoning often suitable for stuff in memory
- you need a reasoner capable of doing backwards reasoning
- i.e. a rule reasoner

Backwards reasoning over the same example

- backwards reasoning often suitable for stuff in memory
- you need a reasoner capable of doing backwards reasoning
- i.e. a rule reasoner
- and a way to configure it

Backwards reasoning over the same example

- backwards reasoning often suitable for stuff in memory
- you need a reasoner capable of doing backwards reasoning
- i.e. a rule reasoner
- and a way to configure it
- let's use the built-in `RDFSRuleReasoner`

Backwards reasoning over the same example

- backwards reasoning often suitable for stuff in memory
- you need a reasoner capable of doing backwards reasoning
- i.e. a rule reasoner
- and a way to configure it
- let's use the built-in `RDFSRuleReasoner`
- first create a configuration specification:
 - # A config spec is itself an RDF graph
 - `Resource config = ontology.createResource();`

- ReasonerVocabulary holds terms for configuration purposes:

```
config.addProperty(ReasonerVocabulary.PROPruleMode, "backward");
```

- ReasonerVocabulary holds terms for configuration purposes:

```
config.addProperty(ReasonerVocabulary.PROPruleMode, "backward");
```

- now create a rule reasoner and pass it the configuration

```
Reasoner r;  
r = RDFSRuleReasonerFactory.theInstance().create(config);
```

- ReasonerVocabulary holds terms for configuration purposes:

```
config.addProperty(ReasonerVocabulary.PROPruleMode, "backward");
```

- now create a rule reasoner and pass it the configuration

```
Reasoner r;  
r = RDFSRuleReasonerFactory.theInstance().create(config);
```

- proceed as before. . .

Next Weeks

- (Simplified) Model Semantics for RDF and RDFS
- Relationship Reasoning \iff Semantics
- OWL, semantics of that, etc.