

IN5890 Seminar

Agile Method: Scrum

Feb. 28, 2017

Mikael Gebre-Mariam

Project Extension

Due: March 14th

Scrum Simulation Exercise

1. Teams of 4-6
2. Elect one product owner & one scrum master
3. **Aim:** Develop a marketing brochure for a property development project



Product Backlog

Product owner:

1. will view 4 pictures (i.e. visions of the project)
2. describe the vision to the team
 - communicate the 4 pictures to the team




Teams: write a user story (i.e. features) for each picture

- Use post-it notes for each story
 - e.g. as a parent, I want a kid friendly space
 - e.g. as a pet owner, I want open space for my pet
 - e.g. as a young couple, as an active person, as a socialite, as a young/big family, as a bachelor etc.

Sprint Backlog

Product owner:

- prioritize user stories in order of importance
- place the post-it notes on the scrum board

Sprint backlog (User stories)	To do	In progress	Done	Requirement
				
				
				

Sprint Execution

- 6 min sprints for each user story (total 24 min)

Team activity:



- select the first user story for the 1st sprint or iteration
- for each selected story:
 1. Define requirements (definition of 'done') in order to clarify acceptance criteria & write it on the scrum board
 - e.g. picture of house with backyard, description of condo with gym, pic/description of open concept kitchen etc.
 2. Define tasks & write it on a post-it note
 - e.g. find picture of house with backyard & write description of house with backyard, review picture of previous sprint

Output for each sprint:

- A product increment (i.e. one picture & description of its features)
- Use word doc. to paste your photo & write the description

Scrum board

- Place each task on your scrum board in the 'To do' column and the iteration starts
- Move tasks based on their status

Sprint backlog (User stories)	To do	In progress	Done	Requirement
Story 1				- house with pool
Story 2				- Two story house
Story 3				- Kitchen with island bar

Example:



Step 1

Elect:

one product owner & one scrum
master

Step 2

Product owner:

see 4 pictures & describe it to your
team

Step 3

Team:

write user stories based on the 4
pictures described

Step 4

Product owner:

place the 4 user stories on the scrum board in order of importance

Step 5

Team:

for the 1st user story define
requirements & tasks
– place on scrum board

Step 6

Team:

carry out defined tasks

Scrum master:

compile selected picture & description
on a word doc.

Repeat **Steps 1-6** for the other
user stories

Vision 1



Vision 2



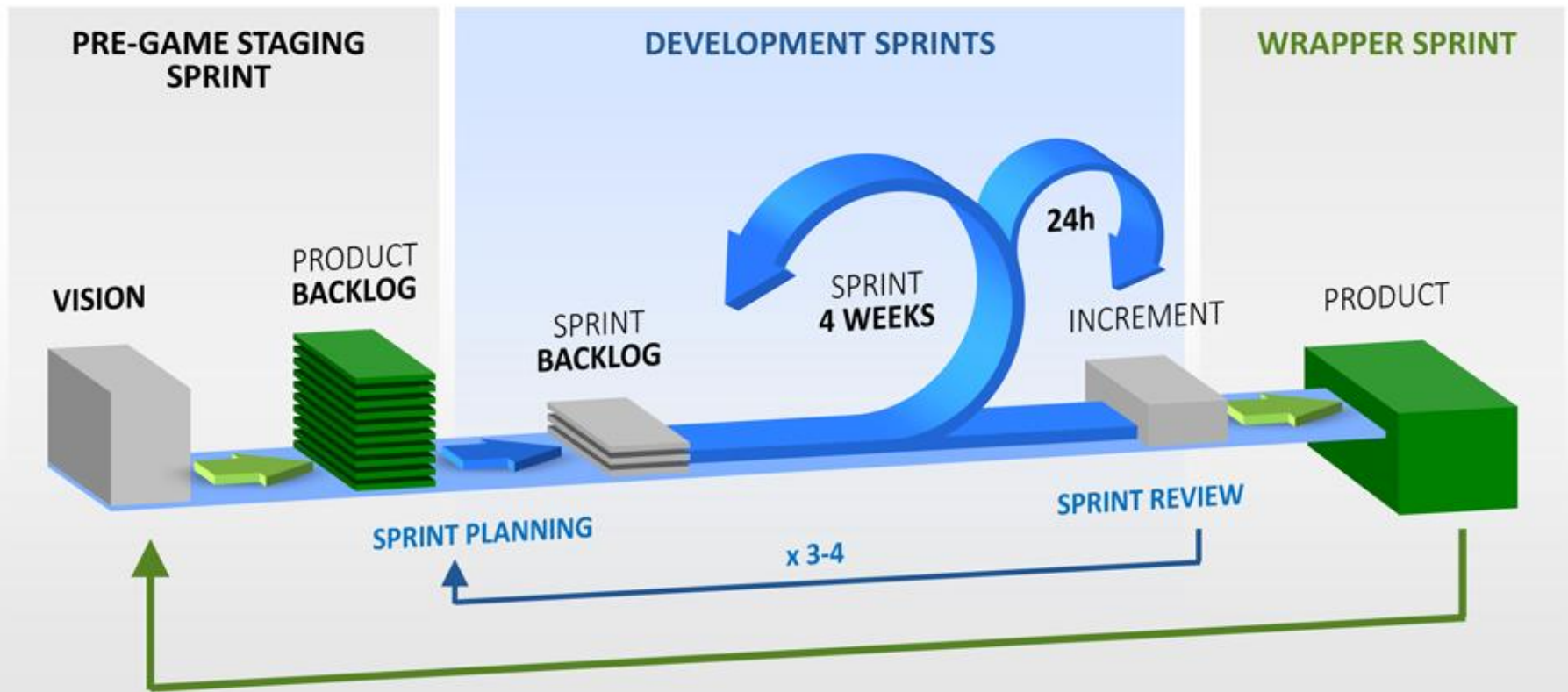
Vision 3



Vision 4



Scrum workflow



The Agile Manifesto—a statement of values

Individuals and interactions

over

Process and tools

Working software

over

Comprehensive documentation

Customer collaboration

over

Contract negotiation

Responding to change

over

Following a plan