



Evaluation of module 6

This evaluation form consists of general questions concerning the tuition environment, and the quality of the subjects taught in Module 6. The estimated time to complete the questionnaire is 5-10 minutes.





I am:

Antall svar: **21**

Svar	Antall	% av svar	Diagram
a programme student at Campus UiO, Oslo	20	95.2%	 95.2%
a programme student at UiO Campus sør	1	4.8%	 4.8%
an exchange student	0	0%	0%






1. How would you rate the module as a whole?

Antall svar: **22**

Svar	Antall	% av svar	Diagram
Very poor	0	0%	0%
Poor	1	4.5%	 4.5%
Average	5	22.7%	 22.7%
Good	12	54.5%	 54.5%
Very good	4	18.2%	 18.2%



2. How would you describe the social life among the students?

Antall svar: **22**

Svar	Antall	% av svar	Diagram
Very poor	1	4.5%	 4.5%
Poor	3	13.6%	 13.6%
Average	6	27.3%	 27.3%
Good	9	40.9%	 40.9%
Very good	3	13.6%	 13.6%




3. Do you work beside your studies?

Antall svar: **22**

Svar	Antall	% av svar	Diagram
Yes	18	81.8%	 81.8%
No	4	18.2%	 18.2%

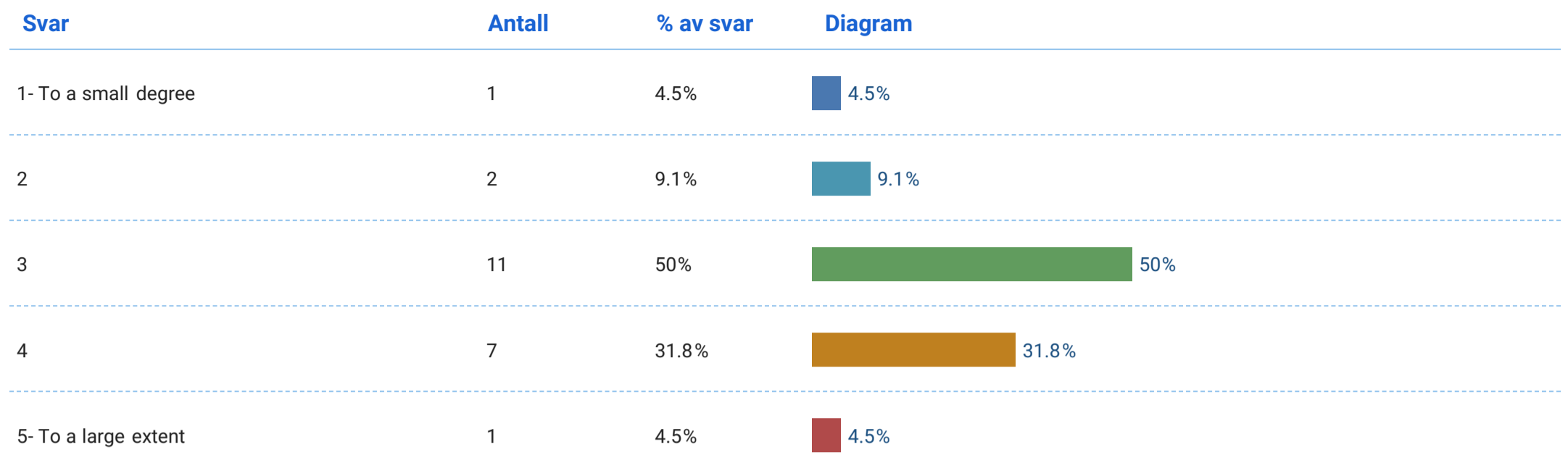
3b. How many days do you work per week?

Antall svar: **18**

Svar	Antall	% av svar	Diagram
1 day per week	9	50%	 50%
2 days per week	2	11.1%	 11.1%
More than 2 days per week	7	38.9%	 38.9%

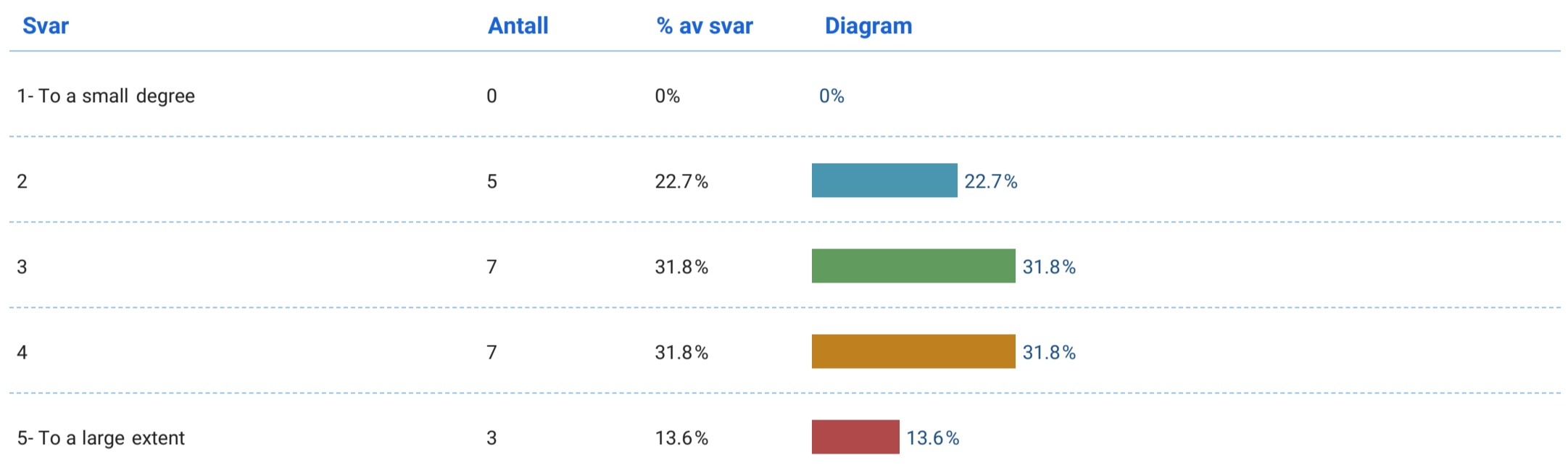
4. To what extent are information and feedback from the university staff communicated efficiently?

Antall svar: 22



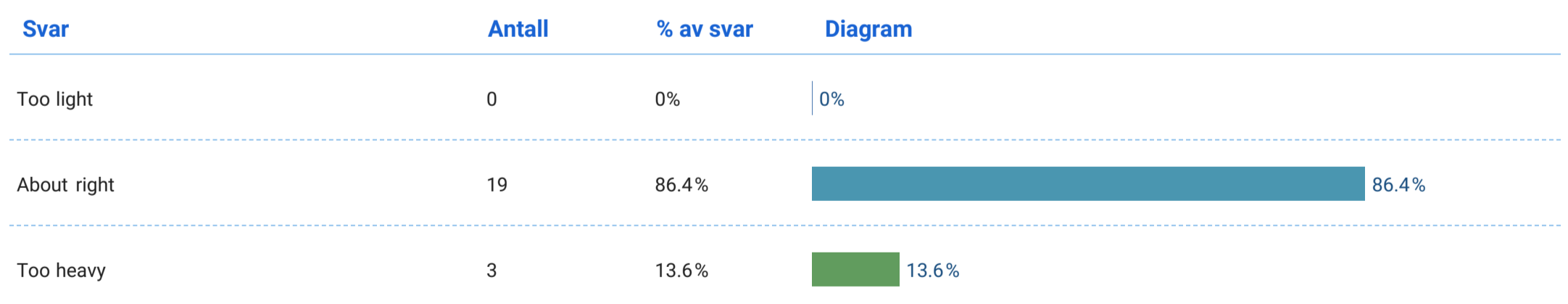
5. To what extent have you been given the opportunity to acquire the practical skills required of you?

Antall svar: 22




6. The workload in this module has been:

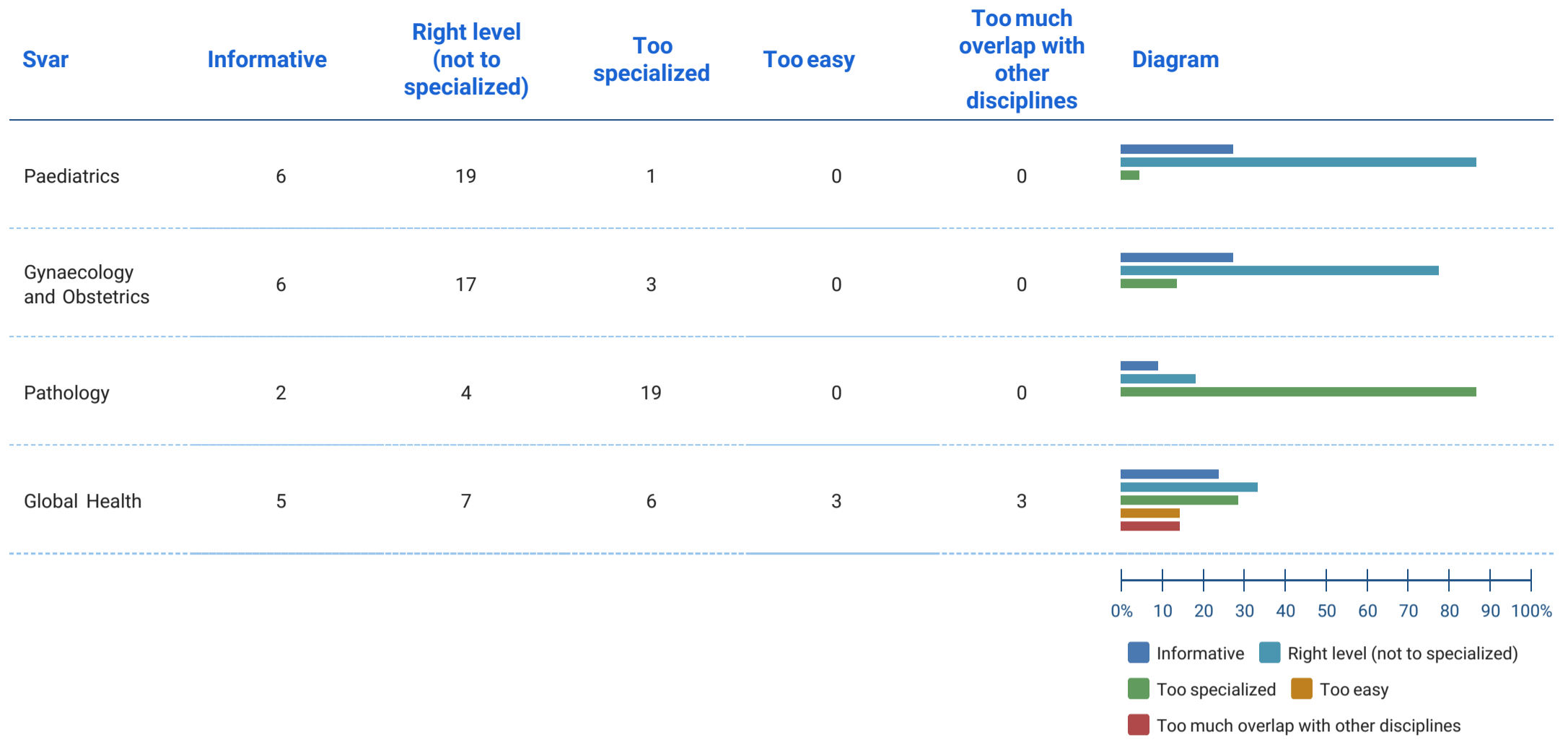
Antall svar: 22



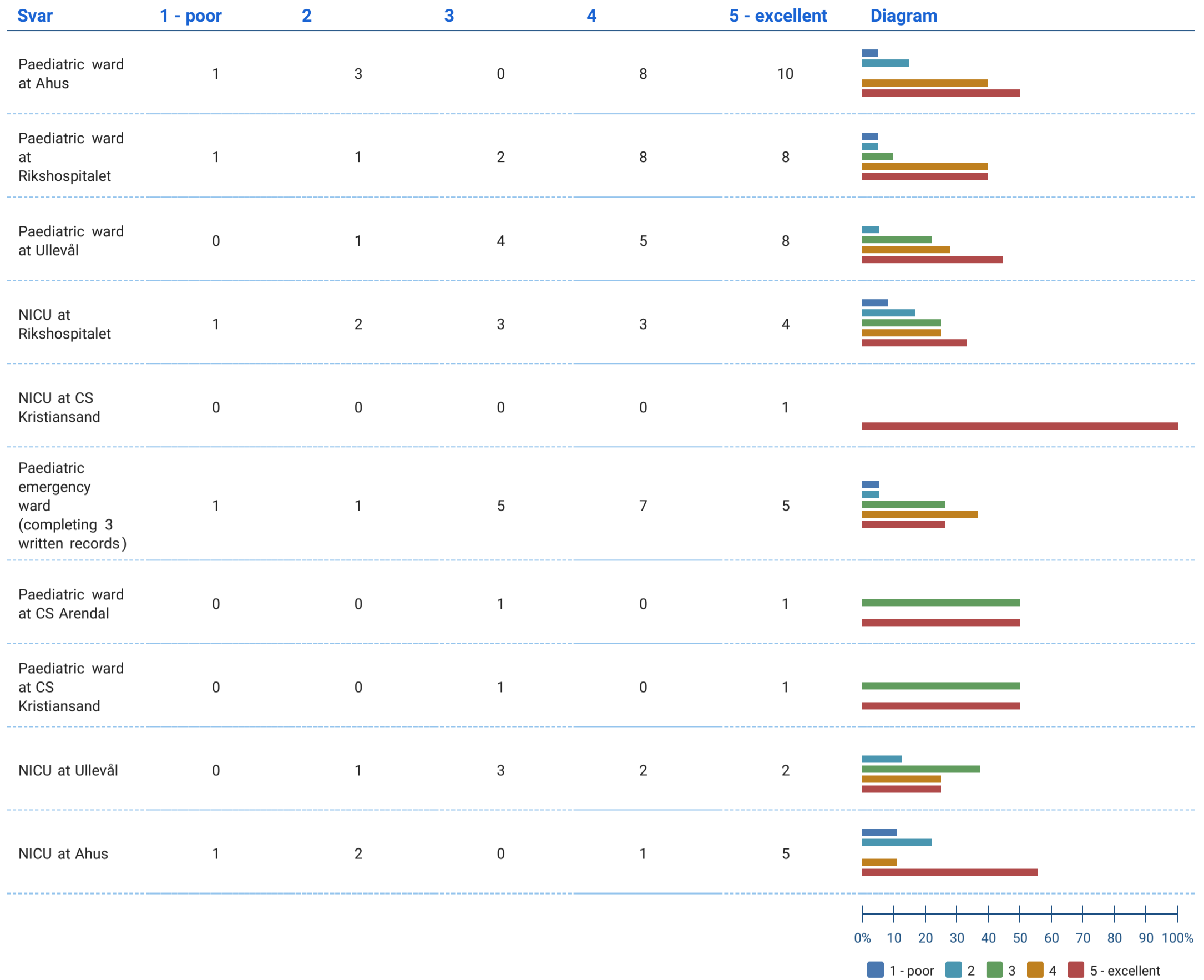
7. To what extent have the learning objectives assisted you in your studies?



8. How would you characterize the content in the various subjects?

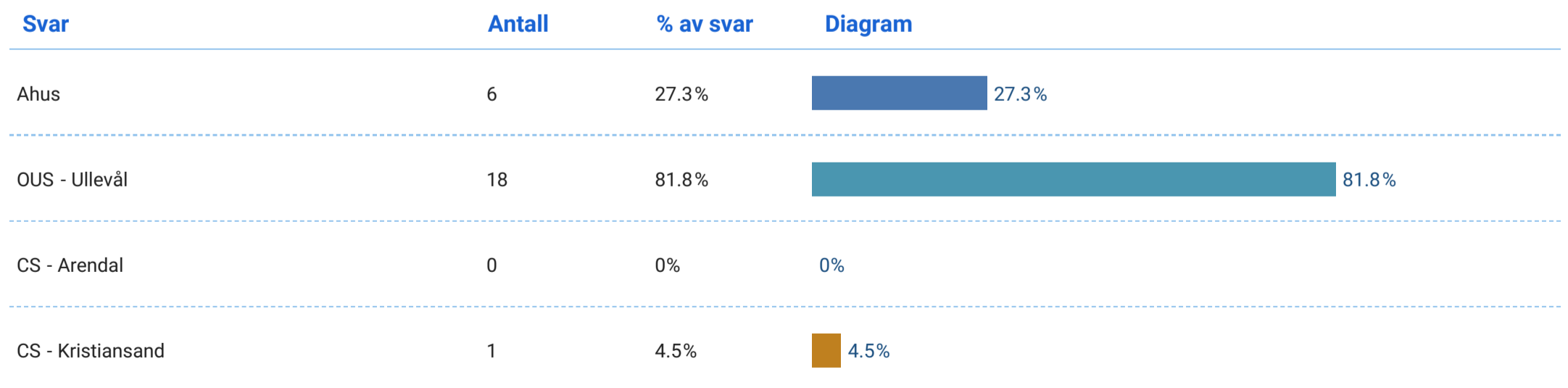


9. Please rank the clinical small group learning at these locations from 1 (poor) to 5 (excellent)






10. At which location did you have the gynecology ward (gyn avdeling) small group learning?

Antall svar: 22








11. At which location did you have the gynecology outpatient clinic (gyn poliklinikk) small group learning?

Antall svar: 22

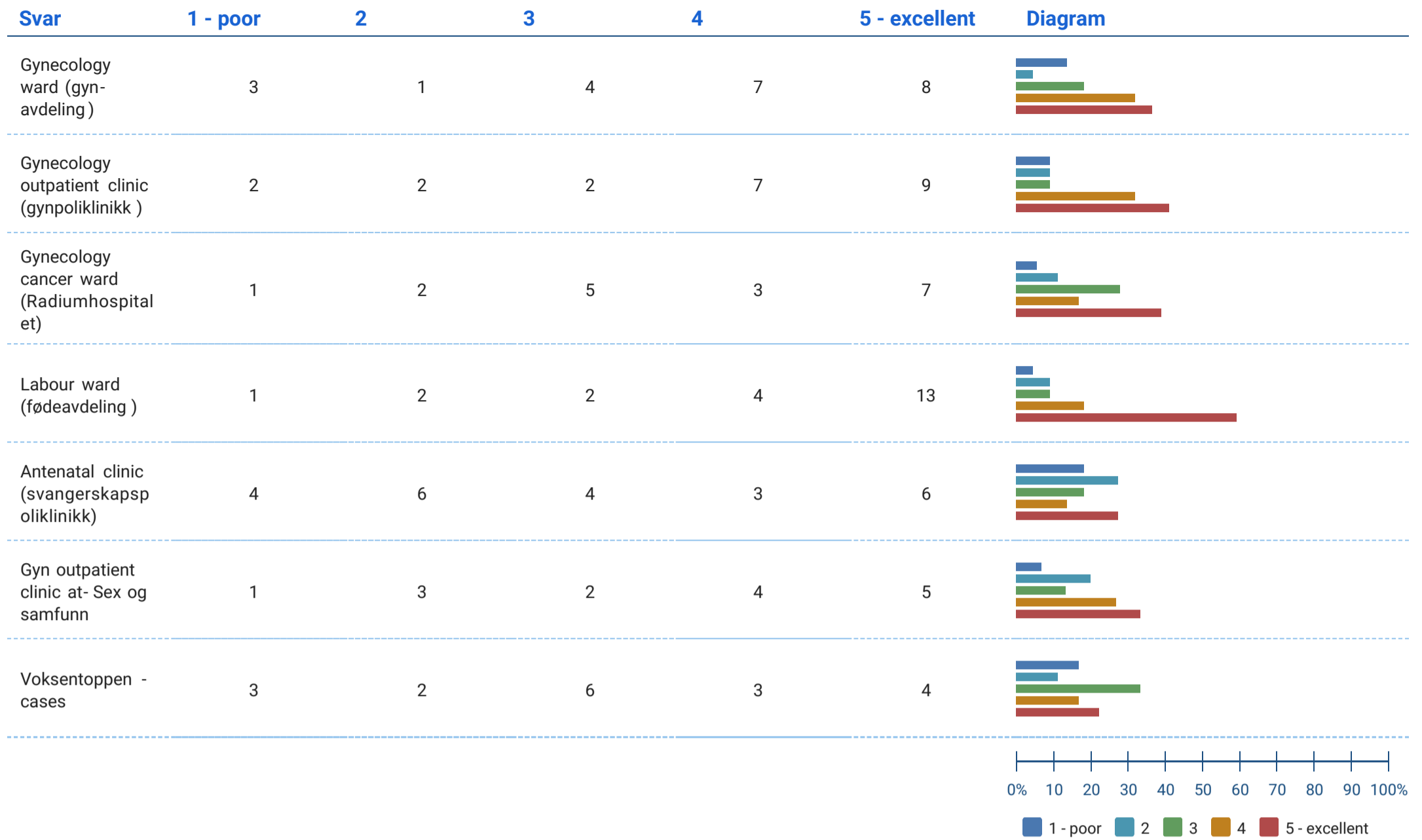
Svar	Antall	% av svar	Diagram
Ahus	5	22.7%	 22.7%
OUS - Ullevål	16	72.7%	 72.7%
CS - Arendal	0	0%	0%
CS - Kristiansand	1	4.5%	 4.5%

12. At which location did you have the labour ward and antenatal clinic small group learning?

Antall svar: 22




Svar	Antall	% av svar	Diagram
Ahus	5	22.7%	 22.7%
OUS - Ullevål	13	59.1%	 59.1%
OUS - Rikshospitalet	4	18.2%	 18.2%
CS - Arendal	1	4.5%	 4.5%
CS - Kristiansand	1	4.5%	 4.5%

13. Please rank the clinical small group learning at these locations from 1 (poor) to 5 (excellent)






14. To what extend did you attend plenary sessions?

Antall svar: 22

Svar	Antall	% av svar	Diagram
Rarely	7	31.8%	 31.8%
Often	11	50%	 50%
Always	4	18.2%	 18.2%

15. Do you prepare by reading handouts (if available) before plenary sessions?

Antall svar: 22

Svar	Antall	% av svar	Diagram
Rarely	14	63.6%	 63.6%
Often	5	22.7%	 22.7%
Always	3	13.6%	 13.6%

16. Please list the e-learning you used:

Antall svar: 20

- Pathology

- Gyn/ obs
Pediatri (ikke brukt like mye)
Patologi

- The examination videos on UiOs website

- Gynobs + patio

- Gyn/obst

- NFOG (+quiz), obst/gyn e-læringen, patologi, nyfødtundersøkelsesvideo

- Pediatric and gyn-obs

- Patologi
Gyn quiz
Pediatri quiz

- Studmed

- Nettside.

- Helsebiblioteket, e-læring UiO, forelesninger

- Gyn, paediatrics, pathology

- Quiz'es. Panopto.

- Gynekologi

- Alle relevante UiO elæringsportaler
Metodebøker

- self assessment - last term's topics - https://studmed.uio.no/elaring/fag/barnesykdommer/ukesjekk_komplett.shtml?surveyid=12345678

- Gyn e læring. Histologi e læring. Opptakene til patolog Ben Davidsson har vært god hjelp.

- Gyn og obstetrikk <3

Elsket opplegget i fertilitet hvor de hadde ett begrenset godt utvalg av ting de ønsket vi skulle lese på, så folk var forberedt på temaet som skulle undervises, uten at vi måtte bruke flere timer på å komme gjennom stoffet.

Patologi var ok.

Pediatri var for lite strukturert, så her ble det mer sporadisk bruk.

- E-læringen til gynekologi og obstetrikk

- Pathology

17. How could the e-learning you used be improved:


Antall svar: 10

- Gyn/ obs: veldig gode sider!
Pediatri: ikke brukt like mye. Litt rotete med alle lenkene til nye sider
Patologi: brukt til å se på snittene. Savner mer informasjon og læring på selve siden
- Mange lenker på pediatri-e-læringen fungerer ikke. Gyn/obst veldig bra!
- Mere tekstforklaringer på patologisnittene.
- More quizzes
- Flere spørsmål. Noen av de fremstår litt utdaterte, også noen med usaklige mange riktige alternativer (prevensjon).
- Lage en i pediatri
- Videoer som ikke er 20 år gamle
Flere caser
- Jeg synes det er vanskelig å finne fram til relevante e-læringstilbud - jeg vet ikke hvor man skulle ha funnet den jeg brukte, jeg fikk en link til den av en klassekamerat (som fikk den fra en annen klassekamerat - jeg vet ikke hvor den kom fra)
- Legg opp tilsvarende opplegg med quiz og tema til diskusjon i pediatri for å dekke de viktigste tingene dere ønsker vi skal fokusere på.
- E-læring i pediatri burde vært mer som gyn/obs.

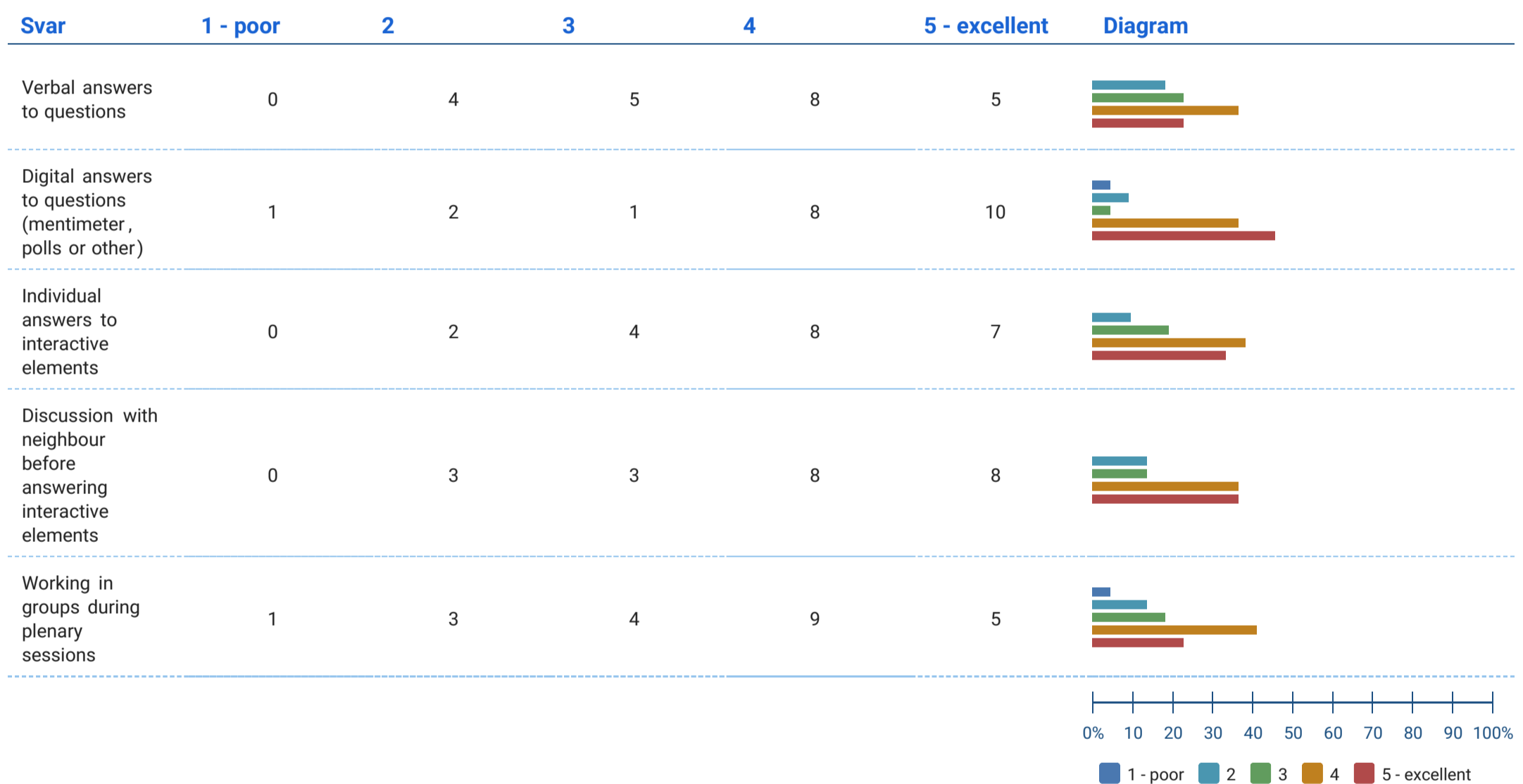
18. What is your outcome of following the different learning resources:



19. Please rate your learning outcome of the following (from 1- to 5)

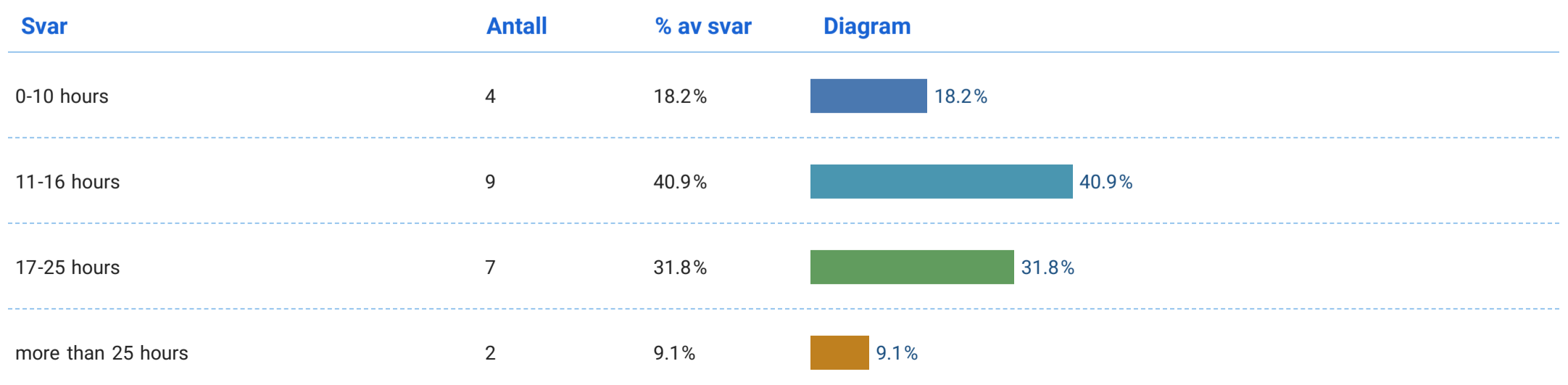


20. Please rate the learning outcome of the following interactive elements:




21. How many hours do you spend self-learning in a week?

Antall svar: 22



21b. You have answered that you use more than the set norm of 25 hours a week, does that mean:

Antall svar: 2

Svar	Antall	% av svar	Diagram
26-30	2	100%	 100%
31-35	0	0%	0%
36-40	0	0%	0%
More than 40	0	0%	0%